



NAME
ANDREW ALAM

DIVISION
CON

SEASON
SPRING 2026

MATCHES	MATCHES	SETS	LEGS	GAME TYPE	LEGS TOTAL	LEGS WD	LEGS AD	DARTS THROWN
	WIN %				WIN %			
	13	115	287	501 SIDO	197	97	100	5348
(4-9)	(50-65)	(131-156)	301 DIDO	44.16%	51.55%	37.00%	943	
30.77%	43.48%	45.64%	ALL 01	45	24	21	6291	
			CRICKET	60.00%	66.67%	52.38%	1643	
			ALL	242	121	121	7934	
				47.11%	54.55%	39.67%		
				45	21	24		
				37.78%	52.38%	25.00%		
				287			7934	
				45.64%				

SCORING	GAME TYPE	3DA	FIRST 9 3DA	HIGH TURN	TONS / TONS PER LEG						OPP 3DA
					95-113	114-132	133-151	152-170	171-180	TOTAL 95+	
	501 SIDO	50.00	55.67	180	115	14	26	1	4	160	52.52
301 DIDO	38.47	36.10	180	0.58	0.07	0.13	0.01	0.02	0.81		
ALL 01	48.27	52.03	180	17	4	4	0	1	26	37.00	
				0.38	0.09	0.09	0.00	0.02	0.58		
				132	18	30	1	5	186	50.21	
				0.55	0.07	0.12	0.00	0.02	0.77		

FINISHING	GAME TYPE	HIGH DOUBLE IN	HIGH DOUBLE OUT	90+ OUTS	AVERAGE FINISH	CHECK OUT %
	501 SIDO		106	3	32.44	16.80%
	301 DIDO	116	80	0	33.67	19.15%
ALL 01	116	106	3	32.73	17.30%	

CRICKET	GAME TYPE	3DA	TRIPLE / BULL %	MISS %	HAT TRICKS	MARKS / MARKS PER LEG					OPP 3DA
						5M	6M	7M	8M	9M	
	CRICKET	2.29	13.94%	40.55%	4	32	8	4	0	3	2.41
						0.71	0.18	0.09	0.00	0.07	



NAME
BILL ALLEBACH

DIVISION
CON

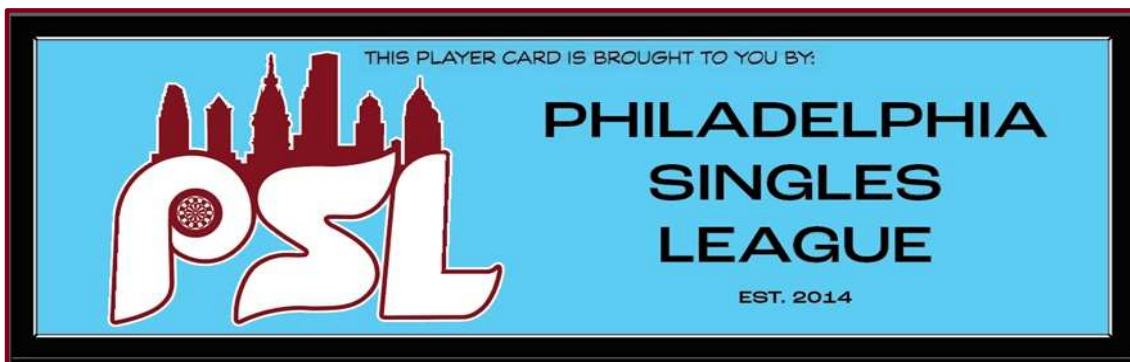
SEASON
SPRING 2026

MATCHES	MATCHES	SETS	LEGS	GAME TYPE	LEGS TOTAL	LEGS WD	LEGS AD	DARTS THROWN
	WIN %				WIN %			
	12	105	257	501 SIDO	176	87	89	4831
(1-11)	(22-83)	(78-179)	301 DIDO	31.82%	37.93%	25.84%	818	
8.33%	20.95%	30.35%	ALL 01	42	20	22	5649	
			ALL 01	28.57%	40.00%	18.18%	7072	
			CRICKET	218	107	111		
			CRICKET	31.19%	38.32%	24.32%		
			ALL	39	21	18		
			ALL	25.64%	38.10%	11.11%		
			ALL	257				
			ALL	30.35%				

SCORING	GAME TYPE	3DA	FIRST 9 3DA	HIGH TURN	TONS / TONS PER LEG						OPP 3DA
					95-113	114-132	133-151	152-170	171-180	TOTAL 95+	
	501 SIDO	48.69	55.04	171	99 0.56	21 0.12	16 0.09	0 0.00	1 0.01	137 0.78	52.80
301 DIDO	36.68	36.84	133	10 0.24	5 0.12	2 0.05	0 0.00	0 0.00	17 0.40	42.75	
ALL 01	46.95	51.53	171	109 0.50	26 0.12	18 0.08	0 0.00	1 0.00	154 0.71	51.34	

FINISHING	GAME TYPE	HIGH DOUBLE IN	HIGH DOUBLE OUT	90+ OUTS	AVERAGE FINISH	CHECK OUT %
	501 SIDO		95	1	33.52	12.67%
	301 DIDO	120	83	0	31.50	11.11%
ALL 01	120	95	1	33.16	12.36%	

CRICKET	GAME TYPE	3DA	TRIPLE / BULL %	MISS %	HAT TRICKS	MARKS / MARKS PER LEG					OPP 3DA
						5M	6M	7M	8M	9M	
	CRICKET	2.12	11.95%	45.15%	0	23 0.59	6 0.15	5 0.13	0 0.00	0 0.00	2.38



NAME
DREW ANUSKY

DIVISION
MAIN

SEASON
SPRING 2026

MATCHES	MATCHES	SETS	LEGS	GAME TYPE	LEGS TOTAL	LEGS WD	LEGS AD	DARTS THROWN
	WIN %				WIN %			
	16	136	335	501 SIDO	230	116	114	4415
(10-6)	(81-55)	(192-143)	301 DIDO	56.09%	65.52%	46.49%	755	
62.50%	59.56%	57.31%	ALL 01	56	28	28	5170	
			CRICKET	55.36%	82.14%	28.57%	1266	
			ALL	286	144	142	6436	
				55.94%	68.75%	42.96%		
				49	24	25		
				65.31%	75.00%	56.00%		
				335				
				57.31%				

SCORING	GAME TYPE	3DA	FIRST 9 3DA	HIGH TURN	TONS / TONS PER LEG						OPP 3DA
					95-113	114-132	133-151	152-170	171-180	TOTAL 95+	
	501 SIDO	73.84	82.16	180	269	61	132	0	17	479	69.76
				1.17	0.27	0.57	0.00	0.07	2.08		
301 DIDO	60.88	62.19	170	36	17	6	3	0	62	55.25	
				0.64	0.30	0.11	0.05	0.00	1.11		
ALL 01	71.94	78.25	180	305	78	138	3	17	541	67.64	
				1.07	0.27	0.48	0.01	0.06	1.89		

FINISHING	GAME TYPE	HIGH DOUBLE IN	HIGH DOUBLE OUT	90+ OUTS	AVERAGE FINISH	CHECK OUT %
	501 SIDO		121	14	43.32	27.68%
	301 DIDO	170	170	3	50.48	29.81%
ALL 01	170	170	17	44.71	28.07%	

CRICKET	GAME TYPE	3DA	TRIPLE / BULL %	MISS %	HAT TRICKS	MARKS / MARKS PER LEG					OPP 3DA
						5M	6M	7M	8M	9M	
	CRICKET	3.57	32.94%	26.48%	6	88	14	19	0	8	3.33
						1.80	0.29	0.39	0.00	0.16	



NAME
RYAN ATKINS

DIVISION
MAIN

SEASON
SPRING 2026

MATCHES	MATCHES	SETS	LEGS	GAME TYPE	LEGS TOTAL	LEGS WD	LEGS AD	DARTS THROWN
	WIN %				WIN %			
	14	124	311	501 SIDO	217	103	114	4558
(8-6)	(52-72)	(140-171)	301 DIDO	45.16%	52.43%	38.60%	725	
57.14%	41.94%	45.02%	ALL 01	46	25	21	5283	
			CRICKET	43.48%	40.00%	47.62%	1265	
			ALL	263	128	135	6548	
				44.87%	50.00%	40.00%		
				48	23	25		
				45.83%	52.17%	40.00%		
				311				
				45.02%				

SCORING	GAME TYPE	3DA	FIRST 9 3DA	HIGH TURN	TONS / TONS PER LEG						OPP 3DA
					95-113	114-132	133-151	152-170	171-180	TOTAL 95+	
	501 SIDO	65.11	71.03	180	214	36	85	0	7	342	67.11
301 DIDO	48.56	53.46	152	0.99	0.17	0.39	0.00	0.03	1.58		
ALL 01	62.84	67.96	180	19	7	4	1	0	31	53.48	
				0.41	0.15	0.09	0.02	0.00	0.67		
				233	43	89	1	7	373	65.27	
				0.89	0.16	0.34	0.00	0.03	1.42		

FINISHING	GAME TYPE	HIGH DOUBLE IN	HIGH DOUBLE OUT	90+ OUTS	AVERAGE FINISH	CHECK OUT %
	501 SIDO		124	7	38.32	22.95%
	301 DIDO	152	118	1	32.90	18.87%
ALL 01	152	124	8	37.40	22.14%	

CRICKET	GAME TYPE	3DA	TRIPLE / BULL %	MISS %	HAT TRICKS	MARKS / MARKS PER LEG					OPP 3DA
						5M	6M	7M	8M	9M	
	CRICKET	3.03	21.82%	28.06%	5	63	10	12	0	2	3.10
						1.31	0.21	0.25	0.00	0.04	



NAME
KYLE BARRETT

DIVISION
CON

SEASON
SPRING 2026

MATCHES	MATCHES	SETS	LEGS	GAME TYPE	LEGS TOTAL	LEGS WD	LEGS AD	DARTS THROWN
	WIN %				WIN %			
	15	132	333	501 SIDO	227	114	113	6108
(11-4)	(80-52)	(188-145)	301 DIDO	55.51%	58.77%	52.21%	1104	
73.33%	60.61%	56.46%	ALL 01	56	29	27	7212	
			ALL 01	53.57%	72.41%	33.33%	1823	
			CRICKET	283	143	140	9035	
			CRICKET	55.12%	61.54%	48.57%		
			ALL	50	24	26		
			ALL	64.00%	75.00%	53.85%		
			ALL	333				
			ALL	56.46%				

SCORING	GAME TYPE	3DA	FIRST 9 3DA	HIGH TURN	TONS / TONS PER LEG						OPP 3DA
					95-113	114-132	133-151	152-170	171-180	TOTAL 95+	
	501 SIDO	53.36	61.91	171	194	29	45	2	5	275	52.26
301 DIDO	40.17	43.21	171	0.85	0.13	0.20	0.01	0.02	1.21		
ALL 01	51.34	58.21	171	19	3	4	1	1	28	40.60	
ALL 01	51.34	58.21	171	0.34	0.05	0.07	0.02	0.02	0.50		
ALL 01	51.34	58.21	171	213	32	49	3	6	303	50.49	
ALL 01	51.34	58.21	171	0.75	0.11	0.17	0.01	0.02	1.07		

FINISHING	GAME TYPE	HIGH DOUBLE IN	HIGH DOUBLE OUT	90+ OUTS	AVERAGE FINISH	CHECK OUT %
	501 SIDO		116	4	32.56	17.26%
	301 DIDO	136	96	1	33.00	17.24%
ALL 01	85	116	5	32.64	17.26%	

CRICKET	GAME TYPE	3DA	TRIPLE / BULL %	MISS %	HAT TRICKS	MARKS / MARKS PER LEG					OPP 3DA
						5M	6M	7M	8M	9M	
	CRICKET	2.48	15.19%	35.40%	7	55	6	6	0	0	2.35
CRICKET	2.48	15.19%	35.40%	7	1.10	0.12	0.12	0.00	0.00		



NAME
JIMMY BELL

DIVISION
DEV1

SEASON
SPRING 2026

MATCHES	MATCHES	SETS	LEGS	GAME TYPE	LEGS TOTAL	LEGS WD	LEGS AD	DARTS THROWN
	WIN %				WIN %			
	14	96	239	501 SIDO	142	70	72	4398
(10-4)	(51-45)	(127-112)	301 DIDO	50.00%	51.43%	48.61%	1101	
71.43%	53.13%	53.14%	ALL 01	48	25	23	5499	
			CRICKET	62.50%	48.00%	78.26%	2128	
			ALL	190	95	95	7627	
				53.16%	50.53%	55.79%		
				49	24	25		
				53.06%	66.67%	40.00%		
				239				
				53.14%				

SCORING	GAME TYPE	3DA	FIRST 9 3DA	HIGH TURN	TONS / TONS PER LEG						OPP 3DA
					95-113	114-132	133-151	152-170	171-180	TOTAL 95+	
	501 SIDO	45.98	53.38	180	59	21	20	0	5	105	45.41
301 DIDO	36.12	36.03	140	0.42	0.15	0.14	0.00	0.04	0.74		
ALL 01	44.01	48.99	180	16	6	3	0	0	25	34.30	
				0.33	0.13	0.06	0.00	0.00	0.52		
				75	27	23	0	5	130	43.20	
				0.39	0.14	0.12	0.00	0.03	0.68		

FINISHING	GAME TYPE	HIGH DOUBLE IN	HIGH DOUBLE OUT	90+ OUTS	AVERAGE FINISH	CHECK OUT %
	501 SIDO		114	3	26.92	13.63%
	301 DIDO	108	112	2	33.33	17.14%
ALL 01	108	114	5	28.82	14.51%	

CRICKET	GAME TYPE	3DA	TRIPLE / BULL %	MISS %	HAT TRICKS	MARKS / MARKS PER LEG					OPP 3DA
						5M	6M	7M	8M	9M	
	CRICKET	1.92	12.78%	47.78%	1	22	6	5	0	0	1.92
						0.45	0.12	0.10	0.00	0.00	



NAME
TOM BOVITT

DIVISION
CON

SEASON
SPRING 2026

MATCHES	MATCHES	SETS	LEGS	GAME TYPE	LEGS TOTAL	LEGS WD	LEGS AD	DARTS THROWN
	WIN %				WIN %			
	15	131	322	501 SIDO	226	113	113	6062
(8-7)	(80-51)	(189-133)	301 DIDO	57.52%	61.95%	53.10%	970	
53.33%	61.07%	58.70%	ALL 01	52	25	27	7032	
			ALL 01	59.62%	68.00%	51.85%	1653	
			CRICKET	278	138	140	8685	
			CRICKET	57.91%	63.04%	52.86%		
			ALL	44	23	21		
			ALL	63.64%	69.57%	57.14%		
			ALL	322				
			ALL	58.70%				

SCORING	GAME TYPE	3DA	FIRST 9 3DA	HIGH TURN	TONS / TONS PER LEG						OPP 3DA
					95-113	114-132	133-151	152-170	171-180	TOTAL 95+	
	501 SIDO	52.85	60.09	180	188 0.83	19 0.08	42 0.19	0 0.00	2 0.01	251 1.11	51.80
301 DIDO	44.52	50.20	158	20 0.38	5 0.10	5 0.10	1 0.02	0 0.00	31 0.60	39.61	
ALL 01	51.70	58.24	180	208 0.75	24 0.09	47 0.17	1 0.00	2 0.01	282 1.01	50.12	

FINISHING	GAME TYPE	HIGH DOUBLE IN	HIGH DOUBLE OUT	90+ OUTS	AVERAGE FINISH	CHECK OUT %
	501 SIDO		105	2	30.20	18.52%
	301 DIDO	112	158	2	34.39	20.53%
ALL 01	103	158	4	31.01	18.87%	

CRICKET	GAME TYPE	3DA	TRIPLE / BULL %	MISS %	HAT TRICKS	MARKS / MARKS PER LEG					OPP 3DA
						5M	6M	7M	8M	9M	
	CRICKET	2.42	15.37%	39.29%	1	36 0.82	4 0.09	9 0.20	0 0.00	1 0.02	2.23



NAME
MIKE CAMPAGNA

DIVISION
MAIN

SEASON
SPRING 2026

MATCHES	MATCHES	SETS	LEGS	GAME TYPE	LEGS TOTAL	LEGS WD	LEGS AD	DARTS THROWN
	WIN %			WIN %				
	16	134	326	501 SIDO	224	115	109	4368
(16-0)	(109-25)	(233-93)	301 DIDO	75.45%	83.48%	66.97%	700	
100.00%	81.34%	71.47%	ALL 01	53	26	27		
			ALL 01	56.60%	69.23%	44.44%	5068	
			CRICKET	277	141	136		
			CRICKET	71.84%	80.85%	62.50%	1211	
			ALL	49	27	22		
			ALL	69.39%	74.07%	63.64%	6279	
			ALL	326				
			ALL	71.47%				

SCORING	GAME TYPE	3DA	FIRST 9 3DA	HIGH TURN	TONS / TONS PER LEG						OPP 3DA
					95-113	114-132	133-151	152-170	171-180	TOTAL 95+	
	501 SIDO	74.96	84.46	180	306	41	143	0	22	512	68.63
301 DIDO	61.60	60.48	171	1.37	0.18	0.64	0.00	0.10	2.29		
ALL 01	73.11	79.87	180	34	9	10	1	1	55	56.56	
				0.64	0.17	0.19	0.02	0.02	1.04		
				340	50	153	1	23	567	66.92	
				1.23	0.18	0.55	0.00	0.08	2.05		

FINISHING	GAME TYPE	HIGH DOUBLE IN	HIGH DOUBLE OUT	90+ OUTS	AVERAGE FINISH	CHECK OUT %
	501 SIDO		144	12	39.80	33.20%
	301 DIDO	156	130	5	50.10	31.25%
ALL 01	116	144	17	41.36	32.89%	

CRICKET	GAME TYPE	3DA	TRIPLE / BULL %	MISS %	HAT TRICKS	MARKS / MARKS PER LEG					OPP 3DA
						5M	6M	7M	8M	9M	
	CRICKET	3.74	31.79%	20.37%	1	70	28	29	0	5	3.29
						1.43	0.57	0.59	0.00	0.10	



NAME
PAUL CANTY

DIVISION
DEV1

SEASON
SPRING 2026

MATCHES	MATCHES	SETS	LEGS	GAME TYPE	LEGS TOTAL	LEGS WD	LEGS AD	DARTS THROWN
	WIN %				WIN %			
	13	90	223	501 SIDO	134	68	66	4257
(6-7)	(50-40)	(122-101)	301 DIDO	49.25%	57.35%	40.91%	1012	
46.15%	55.56%	54.71%	ALL 01	45	19	26	5269	
			CRICKET	66.67%	68.42%	65.38%	1914	
			ALL	179	87	92	7183	
				53.63%	59.77%	47.83%		
				44	22	22		
				59.09%	68.18%	50.00%		
				223				
				54.71%				

SCORING	GAME TYPE	3DA	FIRST 9 3DA	HIGH TURN	TONS / TONS PER LEG						OPP 3DA
					95-113	114-132	133-151	152-170	171-180	TOTAL 95+	
	501 SIDO	44.31	48.69	140	60	19	8	0	0	87	45.28
301 DIDO	37.17	37.46	140	0.45	0.14	0.06	0.00	0.00	0.65		
ALL 01	42.93	45.87	140	10	3	2	0	0	15	33.35	
				0.22	0.07	0.04	0.00	0.00	0.33		
				70	22	10	0	0	102	42.97	
				0.39	0.12	0.06	0.00	0.00	0.57		

FINISHING	GAME TYPE	HIGH DOUBLE IN	HIGH DOUBLE OUT	90+ OUTS	AVERAGE FINISH	CHECK OUT %
	501 SIDO		93	2	25.27	13.72%
	301 DIDO	100	115	2	29.70	17.24%
ALL 01	94	115	4	26.66	14.66%	

CRICKET	GAME TYPE	3DA	TRIPLE / BULL %	MISS %	HAT TRICKS	MARKS / MARKS PER LEG					OPP 3DA
						5M	6M	7M	8M	9M	
	CRICKET	1.94	10.76%	48.04%	1	33	4	3	0	0	1.89
					0.75	0.09	0.07	0.00	0.00		



NAME
JOHN CIOFFOLETTI

DIVISION
MAIN

SEASON
SPRING 2026

MATCHES	MATCHES	SETS	LEGS	GAME TYPE	LEGS TOTAL	LEGS WD	LEGS AD	DARTS THROWN
	WIN %				WIN %			
	14	124	307	501 SIDO	215	110	105	4457
(7-7)	(68-56)	(160-147)	301 DIDO	54.42%	60.91%	47.62%	691	
50.00%	54.84%	52.12%	ALL 01	47	24	23	5148	
			CRICKET	40.43%	54.17%	26.09%	1245	
			ALL	262	134	128	6393	
				51.91%	59.70%	43.75%		
				45	22	23		
				53.33%	59.09%	47.83%		
				307				
				52.12%				

SCORING	GAME TYPE	3DA	FIRST 9 3DA	HIGH TURN	TONS / TONS PER LEG						OPP 3DA
					95-113	114-132	133-151	152-170	171-180	TOTAL 95+	
	501 SIDO	68.66	78.91	180	250	36	115	0	10	411	66.76
301 DIDO	54.13	56.76	180	1.16	0.17	0.53	0.00	0.05	1.91		
ALL 01	66.71	74.94	180	15	12	8	3	1	39	53.57	
				0.32	0.26	0.17	0.06	0.02	0.83		
				265	48	123	3	11	450	64.96	
				1.01	0.18	0.47	0.01	0.04	1.72		

FINISHING	GAME TYPE	HIGH DOUBLE IN	HIGH DOUBLE OUT	90+ OUTS	AVERAGE FINISH	CHECK OUT %
	501 SIDO		148	4	38.01	24.63%
	301 DIDO	160	119	2	45.32	20.21%
ALL 01	160	148	6	39.03	23.90%	

CRICKET	GAME TYPE	3DA	TRIPLE / BULL %	MISS %	HAT TRICKS	MARKS / MARKS PER LEG					OPP 3DA
						5M	6M	7M	8M	9M	
	CRICKET	3.18	26.75%	24.16%	11	66	8	25	0	1	3.19
						1.47	0.18	0.56	0.00	0.02	



NAME
ANDREW COSTA

DIVISION
DEV1

SEASON
SPRING 2026

MATCHES	MATCHES	SETS	LEGS	GAME TYPE	LEGS TOTAL	LEGS WD	LEGS AD	DARTS THROWN
	WIN %				WIN %			
	14	97	234	501 SIDO	139	71	68	4191
(11-3)	(69-28)	(149-85)	301 DIDO	62.59%	69.01%	55.88%	1160	
78.57%	71.13%	63.68%	ALL 01	49	23	26	5351	
			CRICKET	71.43%	73.91%	69.23%	1954	
			ALL	188	94	94	7305	
				64.89%	70.21%	59.57%		
				46	25	21		
				58.70%	68.00%	47.62%		
				234				
				63.68%				

SCORING	GAME TYPE	3DA	FIRST 9 3DA	HIGH TURN	TONS / TONS PER LEG						OPP 3DA
					95-113	114-132	133-151	152-170	171-180	TOTAL 95+	
	501 SIDO	48.54	55.37	180	94	11	15	0	2	122	45.76
301 DIDO	36.23	36.07	138	0.68	0.08	0.11	0.00	0.01	0.88		
ALL 01	45.87	50.34	180	9	2	3	0	0	14	31.67	
				0.18	0.04	0.06	0.00	0.00	0.29		
				103	13	18	0	2	136	42.69	
				0.55	0.07	0.10	0.00	0.01	0.72		

FINISHING	GAME TYPE	HIGH DOUBLE IN	HIGH DOUBLE OUT	90+ OUTS	AVERAGE FINISH	CHECK OUT %
	501 SIDO		88	0	29.93	16.23%
	301 DIDO	102	82	0	22.43	17.33%
ALL 01	102	88	0	27.78	16.53%	

CRICKET	GAME TYPE	3DA	TRIPLE / BULL %	MISS %	HAT TRICKS	MARKS / MARKS PER LEG					OPP 3DA
						5M	6M	7M	8M	9M	
	CRICKET	2.06	12.90%	45.24%	2	32	3	5	0	0	1.99
						0.70	0.07	0.11	0.00	0.00	



NAME
TOMMY COSTELLO

DIVISION
DEV2

SEASON
SPRING 2026

MATCHES	MATCHES	SETS	LEGS	GAME TYPE	LEGS TOTAL	LEGS WD	LEGS AD	DARTS THROWN
	WIN %				WIN %			
	15	105	247	501 SIDO	147	75	72	5095
(11-4)	(72-33)	(160-87)	301 DIDO	63.95%	65.33%	62.50%	1280	
73.33%	68.57%	64.78%	ALL 01	48	23	25	6375	
			CRICKET	62.50%	69.57%	56.00%	2316	
			ALL	195	98	97	8691	
				63.59%	66.33%	60.82%		
				52	27	25		
				69.23%	81.48%	56.00%		
				247				
				64.78%				

SCORING	GAME TYPE	3DA	FIRST 9 3DA	HIGH TURN	TONS / TONS PER LEG						OPP 3DA
					95-113	114-132	133-151	152-170	171-180	TOTAL 95+	
	501 SIDO	41.90	49.78	180	78 0.53	14 0.10	9 0.06	1 0.01	1 0.01	103 0.70	40.31
301 DIDO	31.59	32.22	138	7 0.15	2 0.04	1 0.02	0 0.00	0 0.00	10 0.21	28.05	
ALL 01	39.83	45.45	180	85 0.44	16 0.08	10 0.05	1 0.01	1 0.01	113 0.58	37.85	

FINISHING	GAME TYPE	HIGH DOUBLE IN	HIGH DOUBLE OUT	90+ OUTS	AVERAGE FINISH	CHECK OUT %
	501 SIDO		126	3	26.56	14.46%
	301 DIDO	116	84	0	28.53	14.15%
ALL 01	116	126	3	27.04	14.39%	

CRICKET	GAME TYPE	3DA	TRIPLE / BULL %	MISS %	HAT TRICKS	MARKS / MARKS PER LEG					OPP 3DA
						5M	6M	7M	8M	9M	
	CRICKET	1.83	11.92%	51.24%	1	24 0.46	7 0.13	2 0.04	0 0.00	1 0.02	1.65



NAME
JOE CRAIG

DIVISION
MAIN

SEASON
SPRING 2026

MATCHES	MATCHES	SETS	LEGS	GAME TYPE	LEGS TOTAL	LEGS WD	LEGS AD	DARTS THROWN
	WIN %				WIN %			
	15 (4-11) 26.67%	131 (59-72) 45.04%	330 (153-177) 46.36%	501 SIDO	229 45.85%	117 56.41%	112 34.82%	4736
			301 DIDO	51 49.02%	26 53.85%	25 44.00%	748	
			ALL 01	280 46.43%	143 55.94%	137 36.50%	5484	
			CRICKET	50 46.00%	24 45.83%	26 46.15%	1458	
			ALL	330 46.36%			6942	

SCORING	GAME TYPE	3DA	FIRST 9 3DA	HIGH TURN	TONS / TONS PER LEG						OPP 3DA
					95-113	114-132	133-151	152-170	171-180	TOTAL 95+	
	501 SIDO	66.53	71.85	180	211 0.92	52 0.23	105 0.46	0 0.00	15 0.07	383 1.67	67.92
301 DIDO	52.85	54.61	180	20 0.39	5 0.10	7 0.14	0 0.00	1 0.02	33 0.65	52.48	
ALL 01	64.67	68.71	180	231 0.83	57 0.20	112 0.40	0 0.00	16 0.06	416 1.49	65.82	

FINISHING	GAME TYPE	HIGH DOUBLE IN	HIGH DOUBLE OUT	90+ OUTS	AVERAGE FINISH	CHECK OUT %
	501 SIDO		145	7	39.86	22.68%
	301 DIDO	120	84	0	38.24	22.73%
ALL 01	120	145	7	39.55	22.69%	

CRICKET	GAME TYPE	3DA	TRIPLE / BULL %	MISS %	HAT TRICKS	MARKS / MARKS PER LEG					OPP 3DA
						5M	6M	7M	8M	9M	
	CRICKET	3.06	24.49%	29.04%	7	58 1.16	13 0.26	24 0.48	0 0.00	2 0.04	3.05



NAME
MIKE CUMMINS

DIVISION
DEV1

SEASON
SPRING 2026

MATCHES	MATCHES	SETS	LEGS	GAME TYPE	LEGS TOTAL	LEGS WD	LEGS AD	DARTS THROWN
	WIN %				WIN %			
	16	110	278	501 SIDO	166	88	78	5295
(10-6)	(56-54)	(143-135)	301 DIDO	54.22%	57.95%	50.00%	1203	
62.50%	50.91%	51.44%	ALL 01	55	25	30	6498	
			CRICKET	50.91%	44.00%	56.67%	2389	
			ALL	221	113	108	8887	
				53.39%	54.87%	51.85%		
				57	28	29		
				43.86%	64.29%	24.14%		
				278				
				51.44%				

SCORING	GAME TYPE	3DA	FIRST 9 3DA	HIGH TURN	TONS / TONS PER LEG						OPP 3DA
					95-113	114-132	133-151	152-170	171-180	TOTAL 95+	
	501 SIDO	45.23	51.86	140	106 0.64	17 0.10	11 0.07	0 0.00	0 0.00	134 0.81	44.75
301 DIDO	35.53	31.94	148	16 0.29	2 0.04	4 0.07	0 0.00	0 0.00	22 0.40	35.78	
ALL 01	43.44	46.90	148	122 0.55	19 0.09	15 0.07	0 0.00	0 0.00	156 0.71	43.07	

FINISHING	GAME TYPE	HIGH DOUBLE IN	HIGH DOUBLE OUT	90+ OUTS	AVERAGE FINISH	CHECK OUT %
	501 SIDO		114	2	30.37	14.29%
	301 DIDO	148	68	0	24.21	16.57%
ALL 01	102	114	2	28.91	14.77%	

CRICKET	GAME TYPE	3DA	TRIPLE / BULL %	MISS %	HAT TRICKS	MARKS / MARKS PER LEG					OPP 3DA
						5M	6M	7M	8M	9M	
	CRICKET	1.96	11.97%	48.79%	2	35 0.61	6 0.11	7 0.12	0 0.00	0 0.00	2.01



NAME
JOSE DEJESUS

DIVISION
DEV2

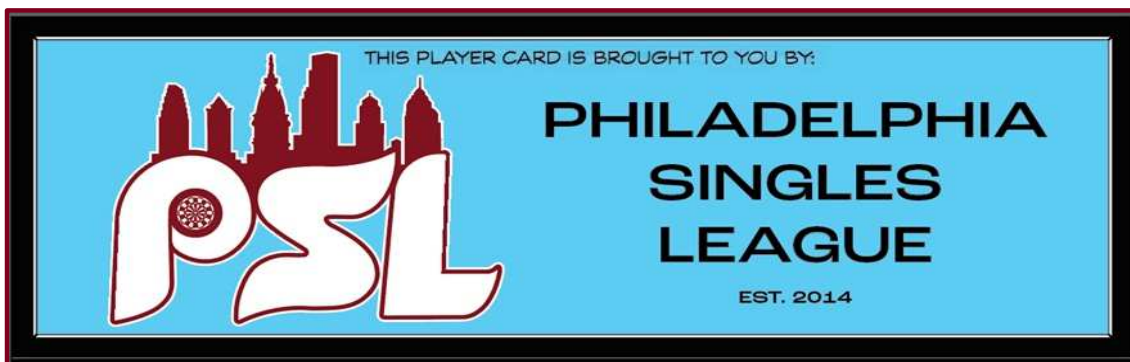
SEASON
SPRING 2026

MATCHES	MATCHES	SETS	LEGS	GAME TYPE	LEGS TOTAL	LEGS WD	LEGS AD	DARTS THROWN
	WIN %			WIN %				
	17 (13-4) 76.47%	115 (76-39) 66.09%	281 (170-111) 60.50%	501 SIDO	167 63.47%	88 71.59%	79 54.43%	6069
			301 DIDO	57 52.63%	27 48.15%	30 56.67%	1607	
			ALL 01	224 60.71%	115 66.09%	109 55.05%	7676	
			CRICKET	57 59.65%	28 71.43%	29 48.28%	2763	
			ALL	281 60.50%			10439	

SCORING	GAME TYPE	3DA	FIRST 9 3DA	HIGH TURN	TONS / TONS PER LEG						OPP 3DA
					95-113	114-132	133-151	152-170	171-180	TOTAL 95+	
	501 SIDO	39.99	47.83	180	74 0.44	17 0.10	9 0.05	0 0.00	2 0.01	102 0.61	39.00
301 DIDO	28.88	26.95	156	11 0.19	0 0.00	2 0.04	1 0.02	0 0.00	14 0.25	29.13	
ALL 01	37.67	42.52	180	85 0.38	17 0.08	11 0.05	1 0.00	2 0.01	116 0.52	36.92	

FINISHING	GAME TYPE	HIGH DOUBLE IN	HIGH DOUBLE OUT	90+ OUTS	AVERAGE FINISH	CHECK OUT %
	501 SIDO		86	0	23.86	13.05%
	301 DIDO	156	99	1	28.63	11.28%
ALL 01	112	99	1	24.91	12.62%	

CRICKET	GAME TYPE	3DA	TRIPLE / BULL %	MISS %	HAT TRICKS	MARKS / MARKS PER LEG					OPP 3DA
						5M	6M	7M	8M	9M	
	CRICKET	1.70	9.27%	53.26%	0	16 0.28	8 0.14	1 0.02	0 0.00	0 0.00	1.58



NAME
BRETT EHRMANN

DIVISION
CON

SEASON
SPRING 2026

MATCHES	MATCHES	SETS	LEGS	GAME TYPE	LEGS TOTAL	LEGS WD	LEGS AD	DARTS THROWN
	WIN %				WIN %			
	14	122	292	501 SIDO	203	98	105	5704
(2-12)	(30-92)	(89-203)	301 DIDO	31.53%	37.76%	25.71%	945	
14.29%	24.59%	30.48%	ALL 01	45	22	23	6649	
				28.89%	27.27%	30.43%		
			ALL 01	248	120	128	6649	
				31.05%	35.83%	26.56%		
			CRICKET	44	22	22	1483	
				27.27%	27.27%	27.27%		
			ALL	292			8132	
				30.48%				

SCORING	GAME TYPE	3DA	FIRST 9 3DA	HIGH TURN	TONS / TONS PER LEG						OPP 3DA
					95-113	114-132	133-151	152-170	171-180	TOTAL 95+	
	501 SIDO	47.08	51.62	180	84 0.41	14 0.07	15 0.07	1 0.00	5 0.02	119 0.59	51.43
301 DIDO	34.08	33.45	121	10 0.22	3 0.07	0 0.00	0 0.00	0 0.00	13 0.29	40.20	
ALL 01	45.23	48.33	180	94 0.38	17 0.07	15 0.06	1 0.00	5 0.02	132 0.53	49.83	

FINISHING	GAME TYPE	HIGH DOUBLE IN	HIGH DOUBLE OUT	90+ OUTS	AVERAGE FINISH	CHECK OUT %
	501 SIDO		108	1	30.13	11.92%
	301 DIDO	105	115	1	37.69	10.00%
ALL 01	105	115	2	31.40	11.54%	

CRICKET	GAME TYPE	3DA	TRIPLE / BULL %	MISS %	HAT TRICKS	MARKS / MARKS PER LEG					OPP 3DA
						5M	6M	7M	8M	9M	
	CRICKET	2.09	12.81%	44.65%	5	19 0.43	5 0.11	6 0.14	0 0.00	0 0.00	2.50



NAME
WILLIAM EUKER

DIVISION
DEV1

SEASON
SPRING 2026

MATCHES	MATCHES	SETS	LEGS	GAME TYPE	LEGS TOTAL	LEGS WD	LEGS AD	DARTS THROWN
	WIN %				WIN %			
	17 (13-4) 76.47%	114 (69-45) 60.53%	280 (159-121) 56.79%	501 SIDO	164 56.10%	83 61.45%	81 50.62%	4973
			301 DIDO	59 47.46%	32 56.25%	27 37.04%	1337	
			ALL 01	223 53.81%	115 60.00%	108 47.22%	6310	
			CRICKET	57 68.42%	30 66.67%	27 70.37%	2463	
			ALL	280 56.79%			8773	

SCORING	GAME TYPE	3DA	FIRST 9 3DA	HIGH TURN	TONS / TONS PER LEG						OPP 3DA
					95-113	114-132	133-151	152-170	171-180	TOTAL 95+	
	501 SIDO	47.63	55.73	171	106 0.65	12 0.07	15 0.09	2 0.01	1 0.01	136 0.83	46.54
301 DIDO	36.00	31.51	121	16 0.27	3 0.05	0 0.00	0 0.00	0 0.00	19 0.32	36.73	
ALL 01	45.16	49.33	171	122 0.55	15 0.07	15 0.07	2 0.01	1 0.00	155 0.70	44.48	

FINISHING	GAME TYPE	HIGH DOUBLE IN	HIGH DOUBLE OUT	90+ OUTS	AVERAGE FINISH	CHECK OUT %
	501 SIDO		121	4	29.92	15.03%
	301 DIDO	108	85	0	35.07	14.21%
ALL 01	108	121	4	31.13	14.83%	

CRICKET	GAME TYPE	3DA	TRIPLE / BULL %	MISS %	HAT TRICKS	MARKS / MARKS PER LEG					OPP 3DA
						5M	6M	7M	8M	9M	
	CRICKET	2.05	11.25%	44.44%	0	39 0.68	8 0.14	1 0.02	0 0.00	0 0.00	1.87



NAME
DECLAN GOODFELLOW

DIVISION
MAIN

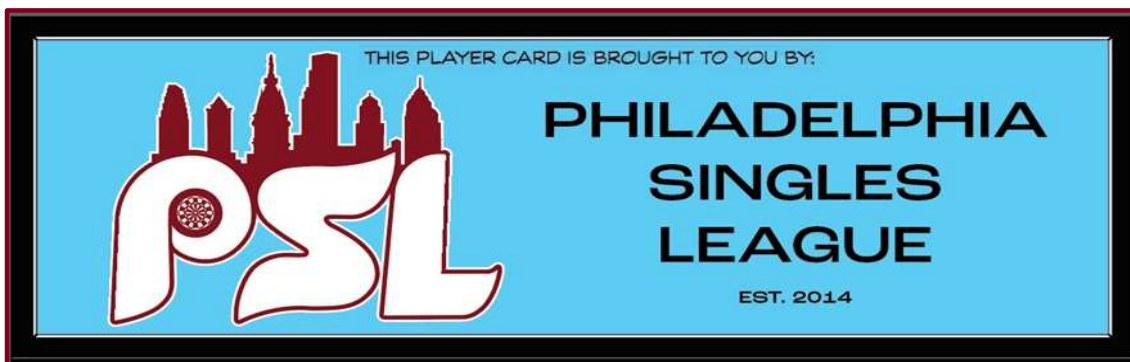
SEASON
SPRING 2026

MATCHES	MATCHES	SETS	LEGS	GAME TYPE	LEGS TOTAL	LEGS WD	LEGS AD	DARTS THROWN
	WIN %			WIN %				
	15	130	324	501 SIDO	221	111	110	4423
(10-5)	(70-58)	(173-151)	301 DIDO	51.58%	58.56%	44.55%	714	
66.67%	53.85%	53.40%	ALL 01	49	23	26	5137	
				51.02%	60.87%	42.31%		
			CRICKET	270	134	136		
				51.48%	58.96%	44.12%		
				54	28	26	1451	
			ALL	59.26%	75.00%	42.31%	6588	
				324				
				53.40%				

SCORING	GAME TYPE	3DA	FIRST 9 3DA	HIGH TURN	TONS / TONS PER LEG						OPP 3DA
					95-113	114-132	133-151	152-170	171-180	TOTAL 95+	
	501 SIDO	70.36	76.74	180	234	53	110	0	21	418	69.42
				1.06	0.24	0.50	0.00	0.10	1.89		
301 DIDO	55.74	56.93	180	30	5	12	2	1	50	52.95	
				0.61	0.10	0.24	0.04	0.02	1.02		
ALL 01	68.33	73.14	180	264	58	122	2	22	468	67.16	
				0.98	0.21	0.45	0.01	0.08	1.73		

FINISHING	GAME TYPE	HIGH DOUBLE IN	HIGH DOUBLE OUT	90+ OUTS	AVERAGE FINISH	CHECK OUT %
	501 SIDO		129	10	41.32	26.51%
	301 DIDO	157	106	1	38.40	25.51%
ALL 01	120	129	11	40.79	26.33%	

CRICKET	GAME TYPE	3DA	TRIPLE / BULL %	MISS %	HAT TRICKS	MARKS / MARKS PER LEG					OPP 3DA
						5M	6M	7M	8M	9M	
	CRICKET	3.38	26.05%	22.81%	8	76	19	26	0	5	3.29
						1.41	0.35	0.48	0.00	0.09	



NAME
MIKE GROVER

DIVISION
CON

SEASON
SPRING 2026

MATCHES	MATCHES	SETS	LEGS	GAME TYPE	LEGS TOTAL	LEGS WD	LEGS AD	DARTS THROWN
	WIN %				WIN %			
	15	131	318	501 SIDO	223	113	110	6030
(7-8)	(70-61)	(166-152)	301 DIDO	52.02%	60.18%	43.64%	957	
46.67%	53.44%	52.20%	ALL 01	48	25	23	6987	
			CRICKET	39.58%	48.00%	30.43%	1753	
			ALL	271	138	133	8740	
				49.82%	57.97%	41.35%		
				47	22	25		
				65.96%	81.82%	52.00%		
				318				
				52.20%				

SCORING	GAME TYPE	3DA	FIRST 9 3DA	HIGH TURN	TONS / TONS PER LEG						OPP 3DA
					95-113	114-132	133-151	152-170	171-180	TOTAL 95+	
	501 SIDO	52.82	59.25	180	199	23	39	0	1	262	52.73
301 DIDO	38.71	38.37	139	0.89	0.10	0.17	0.00	0.00	1.17		
ALL 01	50.89	55.55	180	14	1	2	0	0	17	40.93	
				0.29	0.02	0.04	0.00	0.00	0.35		
				213	24	41	0	1	279	51.10	
				0.79	0.09	0.15	0.00	0.00	1.03		

FINISHING	GAME TYPE	HIGH DOUBLE IN	HIGH DOUBLE OUT	90+ OUTS	AVERAGE FINISH	CHECK OUT %
	501 SIDO		120	6	33.49	16.71%
	301 DIDO	100	60	0	28.95	13.57%
ALL 01	96	120	6	32.85	16.19%	

CRICKET	GAME TYPE	3DA	TRIPLE / BULL %	MISS %	HAT TRICKS	MARKS / MARKS PER LEG					OPP 3DA
						5M	6M	7M	8M	9M	
	CRICKET	2.50	16.09%	35.96%	0	46	2	12	0	0	2.32
						0.98	0.04	0.26	0.00	0.00	



NAME
ROSEANNA KAY

DIVISION
DEV2

SEASON
SPRING 2026

MATCHES	MATCHES	SETS	LEGS	GAME TYPE	LEGS TOTAL	LEGS WD	LEGS AD	DARTS THROWN
	WIN %				WIN %			
	15	103	238	501 SIDO	141	73	68	5737
(0-15)	(9-94)	(45-193)	301 DIDO	22.70%	27.40%	17.65%	1599	
0.00%	8.74%	18.91%	ALL 01	52	24	28	7336	
			ALL 01	23.08%	25.00%	21.43%	7336	
			CRICKET	193	97	96	7336	
			CRICKET	22.80%	26.80%	18.75%	7336	
			CRICKET	45	23	22	2474	
			CRICKET	2.22%	4.35%	0.00%	2474	
			ALL	238			9810	
			ALL	18.91%			9810	

SCORING	GAME TYPE	3DA	FIRST 9 3DA	HIGH TURN	TONS / TONS PER LEG						OPP 3DA
					95-113	114-132	133-151	152-170	171-180	TOTAL 95+	
	501 SIDO	33.39	41.94	133	24 0.17	14 0.10	2 0.01	0 0.00	0 0.00	40 0.28	36.37
301 DIDO	22.30	15.40	124	3 0.06	1 0.02	0 0.00	0 0.00	0 0.00	4 0.08	28.33	
ALL 01	30.97	34.79	133	27 0.14	15 0.08	2 0.01	0 0.00	0 0.00	44 0.23	34.60	

FINISHING	GAME TYPE	HIGH DOUBLE IN	HIGH DOUBLE OUT	90+ OUTS	AVERAGE FINISH	CHECK OUT %
	501 SIDO		56	0	19.59	4.44%
	301 DIDO	101	26	0	13.67	5.66%
ALL 01	89	56	0	17.98	4.72%	

CRICKET	GAME TYPE	3DA	TRIPLE / BULL %	MISS %	HAT TRICKS	MARKS / MARKS PER LEG					OPP 3DA
						5M	6M	7M	8M	9M	
	CRICKET	1.14	5.34%	69.38%	0	5 0.11	3 0.07	0 0.00	0 0.00	0 0.00	0 0.00



NAME
KELSEY LEIGH

DIVISION
DEV2

SEASON
SPRING 2026

MATCHES	MATCHES	SETS	LEGS	GAME TYPE	LEGS TOTAL	LEGS WD	LEGS AD	DARTS THROWN
	WIN %				WIN %			
	14	95	218	501 SIDO	130	68	62	5449
(2-12)	(18-77)	(57-161)	301 DIDO	30.77%	33.82%	27.42%	1592	
14.29%	18.95%	26.15%	ALL 01	46	23	23	7041	
			CRICKET	21.74%	26.09%	17.39%	2289	
			ALL	176	91	85	9330	
				28.41%	31.87%	24.71%		
				42	22	20		
				16.67%	9.09%	25.00%		
				218				
				26.15%				

SCORING	GAME TYPE	3DA	FIRST 9 3DA	HIGH TURN	TONS / TONS PER LEG						OPP 3DA
					95-113	114-132	133-151	152-170	171-180	TOTAL 95+	
	501 SIDO	33.12	40.20	160	12	9	2	1	0	24	35.20
301 DIDO	20.49	13.06	99	0.09	0.07	0.02	0.01	0.00	0.18		
ALL 01	30.27	33.11	160	4	0	0	0	0	4	25.11	
				0.09	0.00	0.00	0.00	0.00	0.09		
				16	9	2	1	0	28	32.93	
				0.09	0.05	0.01	0.01	0.00	0.16		

FINISHING	GAME TYPE	HIGH DOUBLE IN	HIGH DOUBLE OUT	90+ OUTS	AVERAGE FINISH	CHECK OUT %
	501 SIDO		58	0	21.70	5.58%
	301 DIDO	99	76	0	25.60	4.29%
ALL 01	74	76	0	22.48	5.26%	

CRICKET	GAME TYPE	3DA	TRIPLE / BULL %	MISS %	HAT TRICKS	MARKS / MARKS PER LEG					OPP 3DA
						5M	6M	7M	8M	9M	
	CRICKET	1.12	5.85%	68.73%	0	11	3	0	0	0	0
						0.26	0.07	0.00	0.00	0.00	



NAME
MIKE MARCHEI

DIVISION
CON

SEASON
SPRING 2026

MATCHES	MATCHES	SETS	LEGS	GAME TYPE	LEGS TOTAL	LEGS WD	LEGS AD	DARTS THROWN
	WIN %			WIN %				
	15	133	322	501 SIDO	228	115	113	5989
(13-2)	(82-51)	(185-137)	301 DIDO	57.02%	65.22%	48.67%	855	
86.67%	61.65%	57.45%	ALL 01	46	24	22	6844	
			CRICKET	56.52%	54.17%	59.09%	1604	
			ALL	274	139	135	8448	
				56.93%	63.31%	50.37%		
				48	23	25		
				60.42%	78.26%	44.00%		
				322			8448	
				57.45%				

SCORING	GAME TYPE	3DA	FIRST 9 3DA	HIGH TURN	TONS / TONS PER LEG						OPP 3DA
					95-113	114-132	133-151	152-170	171-180	TOTAL 95+	
	501 SIDO	54.13	62.14	180	196	28	49	1	5	279	52.91
301 DIDO	43.04	43.84	180	0.86	0.12	0.21	0.00	0.02	1.22		
ALL 01	52.75	59.07	180	17	4	4	1	1	27	40.58	
				0.37	0.09	0.09	0.02	0.02	0.59		
				213	32	53	2	6	306	51.37	
				0.78	0.12	0.19	0.01	0.02	1.12		

FINISHING	GAME TYPE	HIGH DOUBLE IN	HIGH DOUBLE OUT	90+ OUTS	AVERAGE FINISH	CHECK OUT %
	501 SIDO		100	3	32.54	18.92%
	301 DIDO	152	96	1	29.12	22.03%
ALL 01	152	100	4	31.97	19.38%	

CRICKET	GAME TYPE	3DA	TRIPLE / BULL %	MISS %	HAT TRICKS	MARKS / MARKS PER LEG					OPP 3DA
						5M	6M	7M	8M	9M	
	CRICKET	2.46	16.77%	37.43%	4	31	9	9	0	1	2.44
						0.65	0.19	0.19	0.00	0.02	



NAME
JEFF MARINUCCI

DIVISION
MAIN

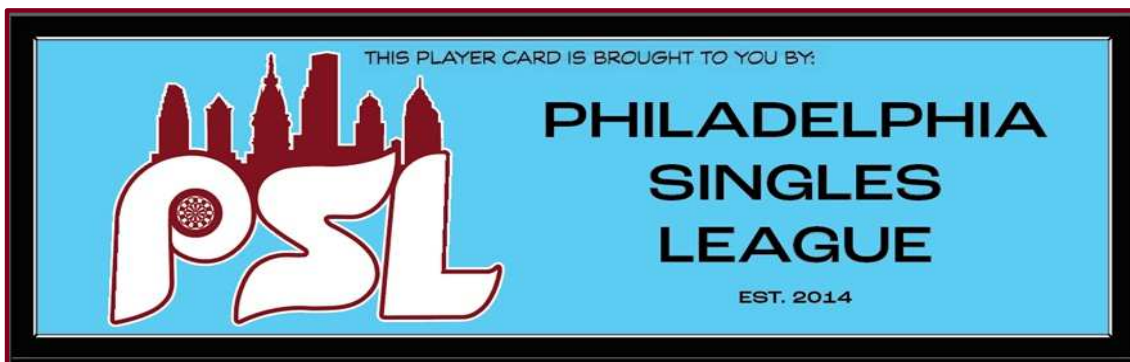
SEASON
SPRING 2026

MATCHES	MATCHES	SETS	LEGS	GAME TYPE	LEGS TOTAL	LEGS WD	LEGS AD	DARTS THROWN
	WIN %				WIN %			
	14	123	301	501 SIDO	208	101	107	4123
(7-7)	(67-56)	(164-137)	301 DIDO	52.40%	64.36%	41.12%	647	
50.00%	54.47%	54.49%	ALL 01	46	22	24	4770	
			CRICKET	58.70%	63.64%	54.17%	1182	
			ALL	254	123	131	5952	
				53.54%	64.23%	43.51%		
				47	22	25		
				59.57%	72.73%	48.00%		
				301				
				54.49%				

SCORING	GAME TYPE	3DA	FIRST 9 3DA	HIGH TURN	TONS / TONS PER LEG						OPP 3DA
					95-113	114-132	133-151	152-170	171-180	TOTAL 95+	
	501 SIDO	70.63	77.27	180	274	33	96	0	9	412	70.00
301 DIDO	58.52	60.27	180	1.32	0.16	0.46	0.00	0.04	1.98		
ALL 01	68.99	74.19	180	32	4	5	0	2	43	57.71	
				0.70	0.09	0.11	0.00	0.04	0.93		
				306	37	101	0	11	455	68.34	
				1.20	0.15	0.40	0.00	0.04	1.79		

FINISHING	GAME TYPE	HIGH DOUBLE IN	HIGH DOUBLE OUT	90+ OUTS	AVERAGE FINISH	CHECK OUT %
	501 SIDO		141	5	36.89	26.52%
	301 DIDO	112	142	4	46.93	30.00%
ALL 01	112	142	9	38.88	27.15%	

CRICKET	GAME TYPE	3DA	TRIPLE / BULL %	MISS %	HAT TRICKS	MARKS / MARKS PER LEG					OPP 3DA
						5M	6M	7M	8M	9M	
	CRICKET	3.58	30.03%	21.04%	7	69	12	35	1	2	3.29
						1.47	0.26	0.74	0.02	0.04	



NAME
RARA MCCUEN

DIVISION
DEV2

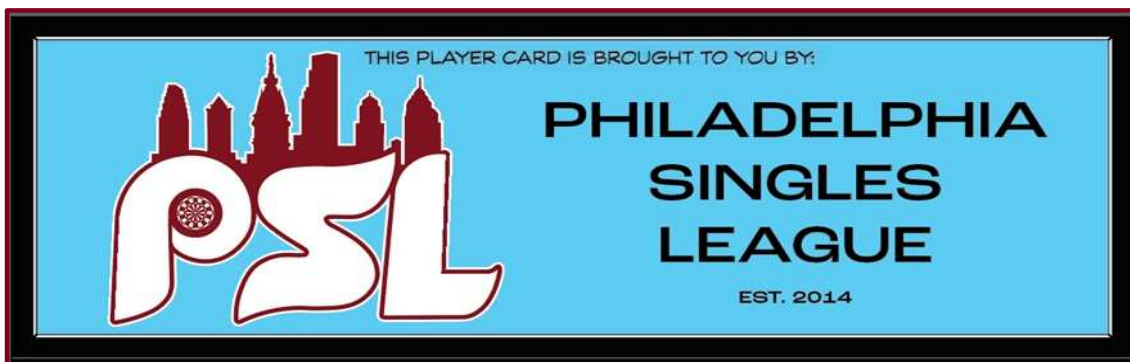
SEASON
SPRING 2026

MATCHES	MATCHES	SETS	LEGS	GAME TYPE	LEGS TOTAL	LEGS WD	LEGS AD	DARTS THROWN
	WIN %			WIN %				
	14	95	232	501 SIDO	141	65	76	5327
(4-10)	(41-54)	(106-126)	301 DIDO	46.81%	56.92%	38.16%	1265	
28.57%	43.16%	45.69%	ALL 01	46	28	18		
				45.65%	46.43%	44.44%		
			ALL 01	187	93	94	6592	
				46.52%	53.76%	39.36%		
			CRICKET	45	20	25	2379	
				42.22%	45.00%	40.00%		
			ALL	232			8971	
				45.69%				

SCORING	GAME TYPE	3DA	FIRST 9 3DA	HIGH TURN	TONS / TONS PER LEG						OPP 3DA
	95-113	114-132	133-151	152-170	171-180	TOTAL 95+					
501 SIDO	37.33	43.81	156	48 0.34	16 0.11	6 0.04	1 0.01	0 0.00	71 0.50	38.56	
301 DIDO	28.74	21.46	131	3 0.07	3 0.07	0 0.00	0 0.00	0 0.00	6 0.13	28.36	
ALL 01	35.68	38.31	156	51 0.27	19 0.10	6 0.03	1 0.01	0 0.00	77 0.41	36.63	

FINISHING	GAME TYPE	HIGH DOUBLE IN	HIGH DOUBLE OUT	90+ OUTS	AVERAGE FINISH	CHECK OUT %
	501 SIDO		114	1	21.39	9.84%
	301 DIDO	87	131	1	30.71	11.29%
ALL 01	72	131	2	23.64	10.15%	

CRICKET	GAME TYPE	3DA	TRIPLE / BULL %	MISS %	HAT TRICKS	MARKS / MARKS PER LEG					OPP 3DA
	5M	6M	7M	8M	9M						
CRICKET	1.68	10.72%	65.39%	0	10 0.22	9 0.20	5 0.11	0 0.00	0 0.00	1.70	



NAME
STEPHEN MCKENNA

DIVISION
DEV2

SEASON
SPRING 2026

MATCHES	MATCHES	SETS	LEGS	GAME TYPE	LEGS TOTAL	LEGS WD	LEGS AD	DARTS THROWN
	WIN %			WIN %				
	16	107	253	501 SIDO	152	77	75	5139
(12-4)	(69-38)	(158-95)	301 DIDO	63.16%	64.94%	61.33%	1382	
75.00%	64.49%	62.45%	ALL 01	52	26	26	6521	
			ALL 01	61.54%	76.92%	46.15%	2308	
			CRICKET	204	103	101	8829	
			CRICKET	62.75%	67.96%	57.43%		
			ALL	49	23	26		
			ALL	61.22%	69.57%	53.85%		
			ALL	253				
			ALL	62.45%				

SCORING	GAME TYPE	3DA	FIRST 9 3DA	HIGH TURN	TONS / TONS PER LEG						OPP 3DA
					95-113	114-132	133-151	152-170	171-180	TOTAL 95+	
	501 SIDO	43.13	50.72	180	87 0.57	18 0.12	7 0.05	0 0.00	1 0.01	113 0.74	41.28
301 DIDO	32.38	39.99	180	15 0.29	3 0.06	1 0.02	0 0.00	1 0.02	20 0.38	29.04	
ALL 01	40.85	47.98	180	102 0.50	21 0.10	8 0.04	0 0.00	2 0.01	133 0.65	38.70	

FINISHING	GAME TYPE	HIGH DOUBLE IN	HIGH DOUBLE OUT	90+ OUTS	AVERAGE FINISH	CHECK OUT %
	501 SIDO		112	2	28.99	14.39%
	301 DIDO	120	52	0	16.66	11.76%
ALL 01	112	112	2	25.91	13.63%	

CRICKET	GAME TYPE	3DA	TRIPLE / BULL %	MISS %	HAT TRICKS	MARKS / MARKS PER LEG					OPP 3DA
						5M	6M	7M	8M	9M	
	CRICKET	1.80	11.57%	52.06%	1	29 0.59	4 0.08	2 0.04	0 0.00	0 0.00	1.71



NAME
DAVE MROSEWSKE

DIVISION
DEV2

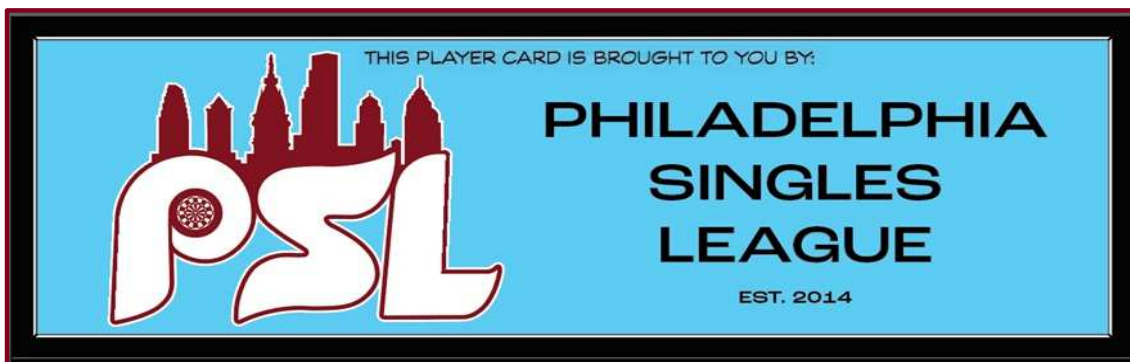
SEASON
SPRING 2026

MATCHES	MATCHES	SETS	LEGS	GAME TYPE	LEGS TOTAL	LEGS WD	LEGS AD	DARTS THROWN
	WIN %				WIN %			
	15	100	238	501 SIDO	140	73	67	4759
(12-3)	(64-36)	(145-93)	301 DIDO	60.00%	68.49%	50.75%	1370	
80.00%	64.00%	60.92%	ALL 01	50	23	27	6129	
			ALL 01	56.00%	65.22%	48.15%	2166	
			CRICKET	190	96	94	8295	
			CRICKET	58.95%	67.71%	50.00%		
			ALL	48	25	23		
			ALL	68.75%	72.00%	65.22%		
			ALL	238				
			ALL	60.92%				

SCORING	GAME TYPE	3DA	FIRST 9 3DA	HIGH TURN	TONS / TONS PER LEG						OPP 3DA
					95-113	114-132	133-151	152-170	171-180	TOTAL 95+	
	501 SIDO	42.63	52.05	136	64 0.46	13 0.09	6 0.04	0 0.00	0 0.00	83 0.59	41.00
301 DIDO	30.58	25.08	135	5 0.10	2 0.04	2 0.04	0 0.00	0 0.00	9 0.18	28.37	
ALL 01	39.94	44.95	136	69 0.36	15 0.08	8 0.04	0 0.00	0 0.00	92 0.48	38.17	

FINISHING	GAME TYPE	HIGH DOUBLE IN	HIGH DOUBLE OUT	90+ OUTS	AVERAGE FINISH	CHECK OUT %
	501 SIDO		117	1	24.27	13.64%
	301 DIDO	98	66	0	28.96	12.90%
ALL 01	98	117	1	25.45	13.45%	

CRICKET	GAME TYPE	3DA	TRIPLE / BULL %	MISS %	HAT TRICKS	MARKS / MARKS PER LEG					OPP 3DA
						5M	6M	7M	8M	9M	
	CRICKET	1.84	10.25%	50.55%	1	15 0.31	3 0.06	3 0.06	0 0.00	0 0.00	1.66



NAME
MIKE NAULTY

DIVISION
CON

SEASON
SPRING 2026

MATCHES	MATCHES	SETS	LEGS	GAME TYPE	LEGS TOTAL	LEGS WD	LEGS AD	DARTS THROWN
	WIN %			WIN %				
	13	114	276	501 SIDO	191	95	96	5383
(2-11)	(30-84)	(99-177)	301 DIDO	36.13%	41.05%	31.25%	938	
15.38%	26.32%	35.87%	ALL 01	44	23	21	6321	
			CRICKET	50.00%	47.83%	52.38%	1593	
			ALL	235	118	117	7914	
				38.72%	42.37%	35.04%		
				41	20	21		
				19.51%	15.00%	23.81%		
				276				
				35.87%				

SCORING	GAME TYPE	3DA	FIRST 9 3DA	HIGH TURN	TONS / TONS PER LEG						OPP 3DA
					95-113	114-132	133-151	152-170	171-180	TOTAL 95+	
	501 SIDO	48.39	52.50	171	129 0.68	15 0.08	15 0.08	1 0.01	1 0.01	161 0.84	50.89
301 DIDO	34.34	34.06	133	6 0.14	2 0.05	1 0.02	0 0.00	0 0.00	9 0.20	39.10	
ALL 01	46.30	49.05	171	135 0.57	17 0.07	16 0.07	1 0.00	1 0.00	170 0.72	49.15	

FINISHING	GAME TYPE	HIGH DOUBLE IN	HIGH DOUBLE OUT	90+ OUTS	AVERAGE FINISH	CHECK OUT %
	501 SIDO		108	5	38.64	12.83%
	301 DIDO	95	60	0	27.68	17.19%
ALL 01	82	108	5	35.99	13.66%	

CRICKET	GAME TYPE	3DA	TRIPLE / BULL %	MISS %	HAT TRICKS	MARKS / MARKS PER LEG					OPP 3DA
						5M	6M	7M	8M	9M	
	CRICKET	1.96	12.24%	47.39%	2	25 0.61	2 0.05	6 0.15	0 0.00	0 0.00	2.32



NAME
ERIK NIEMIEC

DIVISION
CON

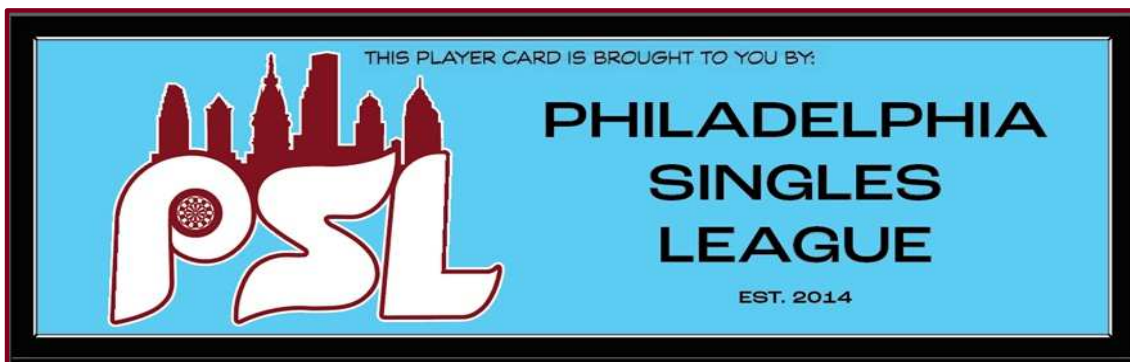
SEASON
SPRING 2026

MATCHES	MATCHES	SETS	LEGS	GAME TYPE	LEGS TOTAL	LEGS WD	LEGS AD	DARTS THROWN
	WIN %				WIN %			
	14	126	296	501 SIDO	203	101	102	5274
(5-9)	(59-67)	(147-149)	301 DIDO	49.75%	55.45%	44.12%	910	
35.71%	46.83%	49.66%	ALL 01	48	24	24	6184	
			ALL 01	39.58%	50.00%	29.17%	1436	
			CRICKET	251	125	126	7620	
			CRICKET	47.81%	54.40%	41.27%		
			CRICKET	45	22	23		
			CRICKET	55.56%	68.18%	43.48%		
			ALL	296				
			ALL	49.66%				

SCORING	GAME TYPE	3DA	FIRST 9 3DA	HIGH TURN	TONS / TONS PER LEG						OPP 3DA
					95-113	114-132	133-151	152-170	171-180	TOTAL 95+	
	501 SIDO	54.44	59.41	180	163	25	48	0	3	239	53.39
301 DIDO	39.04	38.28	142	0.80	0.12	0.24	0.00	0.01	1.18		
ALL 01	52.17	55.37	180	21	2	2	0	0	25	43.45	
ALL 01	52.17	55.37	180	0.44	0.04	0.04	0.00	0.00	0.52		
ALL 01	52.17	55.37	180	184	27	50	0	3	264	51.92	
ALL 01	52.17	55.37	180	0.73	0.11	0.20	0.00	0.01	1.05		

FINISHING	GAME TYPE	HIGH DOUBLE IN	HIGH DOUBLE OUT	90+ OUTS	AVERAGE FINISH	CHECK OUT %
	501 SIDO		116	1	31.26	17.91%
	301 DIDO	142	67	0	28.63	15.70%
ALL 01	108	116	1	30.84	17.52%	

CRICKET	GAME TYPE	3DA	TRIPLE / BULL %	MISS %	HAT TRICKS	MARKS / MARKS PER LEG					OPP 3DA
						5M	6M	7M	8M	9M	
	CRICKET	2.49	19.85%	51.91%	0	31	11	8	1	1	2.38
CRICKET	2.49	19.85%	51.91%	0	0.69	0.24	0.18	0.02	0.02		



NAME
TED NORTHROP

DIVISION
DEV1

SEASON
SPRING 2026

MATCHES	MATCHES	SETS	LEGS	GAME TYPE	LEGS TOTAL	LEGS WD	LEGS AD	DARTS THROWN
	WIN %				WIN %			
	16	106	258	501 SIDO	152	81	71	4560
(10-6)	(66-40)	(147-111)	301 DIDO	59.21%	67.90%	49.30%	1101	
62.50%	62.26%	56.98%	ALL 01	52	24	28	5661	
			CRICKET	46.15%	54.17%	39.29%	2166	
			ALL	204	105	99	7827	
				55.88%	64.76%	46.46%		
				54	29	25		
				61.11%	68.97%	52.00%		
				258				
				56.98%				

SCORING	GAME TYPE	3DA	FIRST 9 3DA	HIGH TURN	TONS / TONS PER LEG						OPP 3DA
					95-113	114-132	133-151	152-170	171-180	TOTAL 95+	
	501 SIDO	48.27	55.98	180	107 0.70	19 0.13	17 0.11	0 0.00	2 0.01	145 0.95	46.52
301 DIDO	37.62	37.91	140	12 0.23	2 0.04	2 0.04	0 0.00	0 0.00	16 0.31	38.91	
ALL 01	46.20	51.38	180	119 0.58	21 0.10	19 0.09	0 0.00	2 0.01	161 0.79	45.03	

FINISHING	GAME TYPE	HIGH DOUBLE IN	HIGH DOUBLE OUT	90+ OUTS	AVERAGE FINISH	CHECK OUT %
	501 SIDO		134	3	31.11	16.30%
	301 DIDO	101	121	2	34.79	14.91%
ALL 01	101	134	5	31.89	15.99%	

CRICKET	GAME TYPE	3DA	TRIPLE / BULL %	MISS %	HAT TRICKS	MARKS / MARKS PER LEG					OPP 3DA
						5M	6M	7M	8M	9M	
	CRICKET	2.12	14.22%	44.83%	4	37 0.69	2 0.04	2 0.04	0 0.00	3 0.06	2.00



NAME
ALYSSA ORTIZ

DIVISION
DEV2

SEASON
SPRING 2026

MATCHES	MATCHES	SETS	LEGS	GAME TYPE	LEGS TOTAL	LEGS WD	LEGS AD	DARTS THROWN
	WIN %			WIN %				
	15	104	255	501 SIDO	155	77	78	5493
(8-7)	(57-47)	(136-119)	301 DIDO	50.32%	51.95%	48.72%	1367	
53.33%	54.81%	53.33%	ALL 01	49	24	25	6860	
			CRICKET	51.02%	66.67%	36.00%	2534	
			ALL	204	101	103	9394	
				50.49%	55.45%	45.63%		
				51	25	26		
				64.71%	76.00%	53.85%		
				255				
				53.33%				

SCORING	GAME TYPE	3DA	FIRST 9 3DA	HIGH TURN	TONS / TONS PER LEG						OPP 3DA
					95-113	114-132	133-151	152-170	171-180	TOTAL 95+	
	501 SIDO	40.65	48.32	171	58 0.37	22 0.14	9 0.06	1 0.01	1 0.01	91 0.59	40.31
301 DIDO	29.48	26.46	123	7 0.14	2 0.04	0 0.00	0 0.00	0 0.00	9 0.18	29.59	
ALL 01	38.43	43.07	171	65 0.32	24 0.12	9 0.04	1 0.00	1 0.00	100 0.49	38.17	

FINISHING	GAME TYPE	HIGH DOUBLE IN	HIGH DOUBLE OUT	90+ OUTS	AVERAGE FINISH	CHECK OUT %
	501 SIDO		73	0	23.45	11.13%
	301 DIDO	94	60	0	20.24	11.74%
ALL 01	88	73	0	22.67	11.27%	

CRICKET	GAME TYPE	3DA	TRIPLE / BULL %	MISS %	HAT TRICKS	MARKS / MARKS PER LEG					OPP 3DA
						5M	6M	7M	8M	9M	
	CRICKET	1.73	9.51%	54.46%	1	20 0.39	8 0.16	3 0.06	0 0.00	0 0.00	1.65



NAME
TOM PERA

DIVISION
DEV2

SEASON
SPRING 2026

MATCHES	MATCHES	SETS	LEGS	GAME TYPE	LEGS TOTAL	LEGS WD	LEGS AD	DARTS THROWN
	WIN %			WIN %				
	14	97	243	501 SIDO	147	68	79	5292
(7-7)	(50-47)	(121-122)	301 DIDO	46.94%	42.65%	50.63%	1230	
50.00%	51.55%	49.79%	ALL 01	47	28	19		
			ALL 01	57.45%	53.57%	63.16%	6522	
			CRICKET	194	96	98		
			CRICKET	49.48%	45.83%	53.06%	2487	
			ALL	49	25	24		
			ALL	51.02%	60.00%	41.67%	9009	
			ALL	243				
			ALL	49.79%				

SCORING	GAME TYPE	3DA	FIRST 9 3DA	HIGH TURN	TONS / TONS PER LEG						OPP 3DA
	95-113	114-132	133-151	152-170	171-180	TOTAL 95+					
501 SIDO	39.49	47.34	171	56 0.38	9 0.06	6 0.04	0 0.00	1 0.01	72 0.49	39.99	
301 DIDO	32.21	30.04	122	9 0.19	2 0.04	0 0.00	0 0.00	0 0.00	11 0.23	32.32	
ALL 01	38.12	43.15	171	65 0.34	11 0.06	6 0.03	0 0.00	1 0.01	83 0.43	38.57	

FINISHING	GAME TYPE	HIGH DOUBLE IN	HIGH DOUBLE OUT	90+ OUTS	AVERAGE FINISH	CHECK OUT %
	501 SIDO			72	0	27.32
301 DIDO	97		68	0	23.48	13.37%
ALL 01	92		72	0	26.24	11.06%

CRICKET	GAME TYPE	3DA	TRIPLE / BULL %	MISS %	HAT TRICKS	MARKS / MARKS PER LEG					OPP 3DA
	5M	6M	7M	8M	9M						
CRICKET	1.60	10.17%	58.16%	1	24 0.49	6 0.12	0 0.00	0 0.00	0 0.00	0 0.00	1.56



NAME
MARILYN PETER

DIVISION
DEV2

SEASON
SPRING 2026

MATCHES	MATCHES	SETS	LEGS	GAME TYPE	LEGS TOTAL	LEGS WD	LEGS AD	DARTS THROWN
	WIN %			WIN %				
	17	118	285	501 SIDO	169	86	83	6107
(8-9)	(59-59)	(140-145)	301 DIDO	49.11%	48.84%	49.40%	1711	
47.06%	50.00%	49.12%	ALL 01	60	30	30		
				46.67%	50.00%	43.33%		
			ALL 01	229	116	113	7818	
				48.47%	49.14%	47.79%		
			CRICKET	56	29	27	2788	
				51.79%	55.17%	48.15%		
			ALL	285			10606	
				49.12%				

SCORING	GAME TYPE	3DA	FIRST 9 3DA	HIGH TURN	TONS / TONS PER LEG						OPP 3DA
	95-113	114-132	133-151	152-170	171-180	TOTAL 95+					
501 SIDO	39.49	45.91	180	54 0.32	21 0.12	9 0.05	0 0.00	1 0.01	85 0.50	39.94	
301 DIDO	28.62	29.16	118	18 0.30	1 0.02	0 0.00	0 0.00	0 0.00	19 0.32	29.45	
ALL 01	37.11	41.52	180	72 0.31	22 0.10	9 0.04	0 0.00	1 0.00	104 0.45	37.64	

FINISHING	GAME TYPE	HIGH DOUBLE IN	HIGH DOUBLE OUT	90+ OUTS	AVERAGE FINISH	CHECK OUT %
	501 SIDO		130	6	28.40	11.04%
	301 DIDO	106	75	0	22.04	9.66%
ALL 01	88	130	6	26.79	10.65%	

CRICKET	GAME TYPE	3DA	TRIPLE / BULL %	MISS %	HAT TRICKS	MARKS / MARKS PER LEG					OPP 3DA
	5M	6M	7M	8M	9M						
CRICKET	1.71	9.15%	54.43%	1	25 0.45	5 0.09	1 0.02	2 0.04	0 0.00	1.67	



NAME
MIKE PETER SR

DIVISION
DEV1

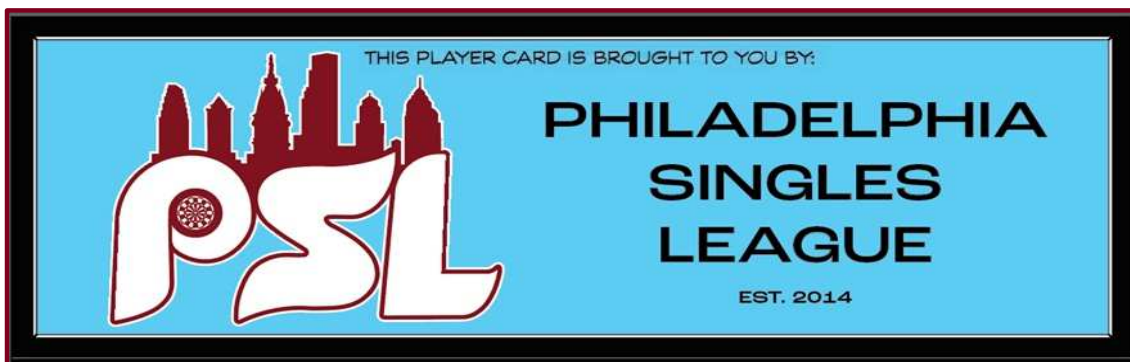
SEASON
SPRING 2026

MATCHES	MATCHES	SETS	LEGS	GAME TYPE	LEGS TOTAL	LEGS WD	LEGS AD	DARTS THROWN
	WIN %				WIN %			
	13	89	210	501 SIDO	127	55	72	4015
(8-5)	(49-40)	(109-101)	301 DIDO	52.76%	47.27%	56.94%	943	
61.54%	55.06%	51.90%	ALL 01	41	27	14	4958	
			CRICKET	48.78%	48.15%	50.00%	1857	
			ALL	168	82	86	6815	
				51.79%	47.56%	55.81%		
				42	17	25		
				52.38%	58.82%	48.00%		
				210				
				51.90%				

SCORING	GAME TYPE	3DA	FIRST 9 3DA	HIGH TURN	TONS / TONS PER LEG						OPP 3DA
					95-113	114-132	133-151	152-170	171-180	TOTAL 95+	
	501 SIDO	45.39	54.03	171	67 0.53	13 0.10	12 0.09	0 0.00	2 0.02	94 0.74	44.84
301 DIDO	34.99	29.80	140	14 0.34	0 0.00	4 0.10	0 0.00	0 0.00	18 0.44	35.47	
ALL 01	43.41	48.12	171	81 0.48	13 0.08	16 0.10	0 0.00	2 0.01	112 0.67	43.09	

FINISHING	GAME TYPE	HIGH DOUBLE IN	HIGH DOUBLE OUT	90+ OUTS	AVERAGE FINISH	CHECK OUT %
	501 SIDO		100	3	31.34	13.76%
	301 DIDO	106	82	0	30.25	13.51%
ALL 01	96	100	3	31.09	13.70%	

CRICKET	GAME TYPE	3DA	TRIPLE / BULL %	MISS %	HAT TRICKS	MARKS / MARKS PER LEG					OPP 3DA
						5M	6M	7M	8M	9M	
	CRICKET	2.02	11.63%	46.21%	2	28 0.67	5 0.12	4 0.10	1 0.02	1 0.02	1.98



NAME
JOHN QUIRK

DIVISION
MAIN

SEASON
SPRING 2026

MATCHES	MATCHES	SETS	LEGS	GAME TYPE	LEGS TOTAL	LEGS WD	LEGS AD	DARTS THROWN
	WIN %				WIN %			
	14	124	304	501 SIDO	206	102	104	4512
(1-13)	(33-91)	(103-201)	301 DIDO	30.58%	40.20%	21.15%	771	
7.14%	26.61%	33.88%	ALL 01	51	23	28	5283	
			CRICKET	52.94%	52.17%	53.57%	1301	
			ALL	257	125	132	6584	
				35.02%	42.40%	28.03%		
				47	27	20		
				27.66%	33.33%	20.00%		
				304				
				33.88%				

SCORING	GAME TYPE	3DA	FIRST 9 3DA	HIGH TURN	TONS / TONS PER LEG						OPP 3DA
					95-113	114-132	133-151	152-170	171-180	TOTAL 95+	
	501 SIDO	60.68	66.58	180	188	27	55	0	13	283	65.47
301 DIDO	52.61	55.55	140	0.91	0.13	0.27	0.00	0.06	1.37		
ALL 01	59.50	64.39	180	27	10	2	0	0	39	51.68	
				0.53	0.20	0.04	0.00	0.00	0.76		
				215	37	57	0	13	322	63.45	
				0.84	0.14	0.22	0.00	0.05	1.25		

FINISHING	GAME TYPE	HIGH DOUBLE IN	HIGH DOUBLE OUT	90+ OUTS	AVERAGE FINISH	CHECK OUT %
	501 SIDO		123	6	38.29	15.87%
	301 DIDO	120	121	1	44.11	24.32%
ALL 01	120	123	7	40.03	17.72%	

CRICKET	GAME TYPE	3DA	TRIPLE / BULL %	MISS %	HAT TRICKS	MARKS / MARKS PER LEG					OPP 3DA
						5M	6M	7M	8M	9M	
	CRICKET	2.77	18.37%	33.81%	3	46	11	11	1	0	3.23
						0.98	0.23	0.23	0.02	0.00	



NAME
LILIAN RAMOS

DIVISION
DEV1

SEASON
SPRING 2026

MATCHES	MATCHES	SETS	LEGS	GAME TYPE	LEGS TOTAL	LEGS WD	LEGS AD	DARTS THROWN
	WIN %			WIN %				
	14	98	245	501 SIDO	147	70	77	4574
(6-8)	(44-54)	(112-133)	301 DIDO	47.62%	52.86%	42.86%	1194	
42.86%	44.90%	45.71%	ALL 01	52	28	24	5768	
			ALL 01	40.38%	39.29%	41.67%	5768	
			CRICKET	199	98	101	5768	
			CRICKET	45.73%	48.98%	42.57%	5768	
			CRICKET	46	21	25	2122	
			CRICKET	45.65%	52.38%	40.00%	2122	
			ALL	245			7890	
			ALL	45.71%			7890	

SCORING	GAME TYPE	3DA	FIRST 9 3DA	HIGH TURN	TONS / TONS PER LEG						OPP 3DA
					95-113	114-132	133-151	152-170	171-180	TOTAL 95+	
	501 SIDO	45.88	50.92	180	76	19	14	0	1	110	45.64
301 DIDO	34.35	31.42	180	0.52	0.13	0.10	0.00	0.01	0.75	34.44	
ALL 01	43.49	45.83	180	11	8	3	0	1	23	43.33	
				0.21	0.15	0.06	0.00	0.02	0.44		
				87	27	17	0	2	133		
				0.44	0.14	0.09	0.00	0.01	0.67		

FINISHING	GAME TYPE	HIGH DOUBLE IN	HIGH DOUBLE OUT	90+ OUTS	AVERAGE FINISH	CHECK OUT %
	501 SIDO		79	0	25.43	13.36%
	301 DIDO	100	111	2	39.95	12.73%
ALL 01	100	111	2	28.78	13.21%	

CRICKET	GAME TYPE	3DA	TRIPLE / BULL %	MISS %	HAT TRICKS	MARKS / MARKS PER LEG					OPP 3DA
						5M	6M	7M	8M	9M	
	CRICKET	1.85	9.75%	49.12%	1	21	8	1	1	0	1.89
						0.46	0.17	0.02	0.02	0.00	



NAME
FRANK RESTA

DIVISION
DEV1

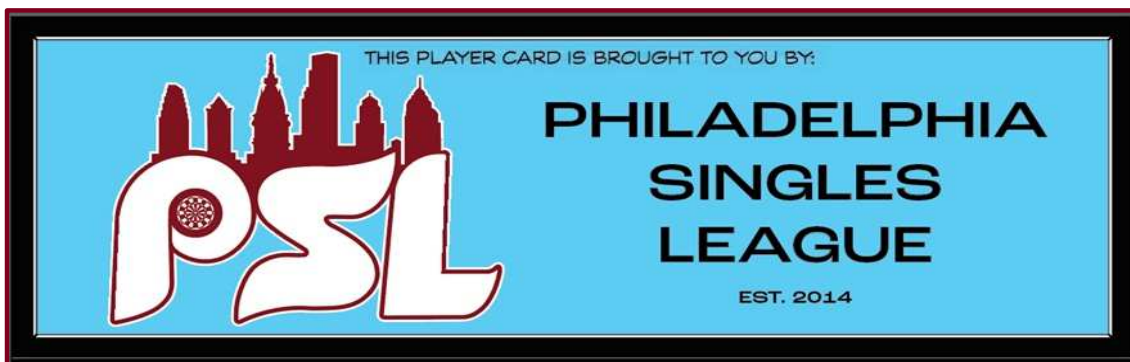
SEASON
SPRING 2026

MATCHES	MATCHES	SETS	LEGS	GAME TYPE	LEGS TOTAL	LEGS WD	LEGS AD	DARTS THROWN
	WIN %			WIN %				
	15	100	251	501 SIDO	157	81	76	5104
(3-12)	(32-68)	(93-158)	301 DIDO	42.04%	40.74%	43.42%	1163	
20.00%	32.00%	37.05%	ALL 01	49	25	24	6267	
			ALL 01	30.61%	24.00%	37.50%	6267	
			CRICKET	206	106	100	6267	
			CRICKET	39.32%	36.79%	42.00%	6267	
			ALL	45	23	22	2124	
			ALL	26.67%	39.13%	13.64%	2124	
			ALL	251			8391	
			ALL	37.05%			8391	

SCORING	GAME TYPE	3DA	FIRST 9 3DA	HIGH TURN	TONS / TONS PER LEG						OPP 3DA
					95-113	114-132	133-151	152-170	171-180	TOTAL 95+	
	501 SIDO	42.56	48.81	139	45 0.29	21 0.13	10 0.06	0 0.00	0 0.00	76 0.48	44.93
301 DIDO	32.39	28.05	133	15 0.31	3 0.06	2 0.04	0 0.00	0 0.00	20 0.41	36.24	
ALL 01	40.67	43.87	139	60 0.29	24 0.12	12 0.06	0 0.00	0 0.00	96 0.47	43.31	

FINISHING	GAME TYPE	HIGH DOUBLE IN	HIGH DOUBLE OUT	90+ OUTS	AVERAGE FINISH	CHECK OUT %
	501 SIDO		96	1	28.47	11.40%
	301 DIDO	90	99	3	44.47	9.80%
ALL 01	90	99	4	31.43	11.07%	

CRICKET	GAME TYPE	3DA	TRIPLE / BULL %	MISS %	HAT TRICKS	MARKS / MARKS PER LEG					OPP 3DA
						5M	6M	7M	8M	9M	
	CRICKET	1.77	11.82%	64.52%	0	21 0.47	9 0.20	4 0.09	0 0.00	0 0.00	2.01



NAME
CHRIS ROSMONDO

DIVISION
CON

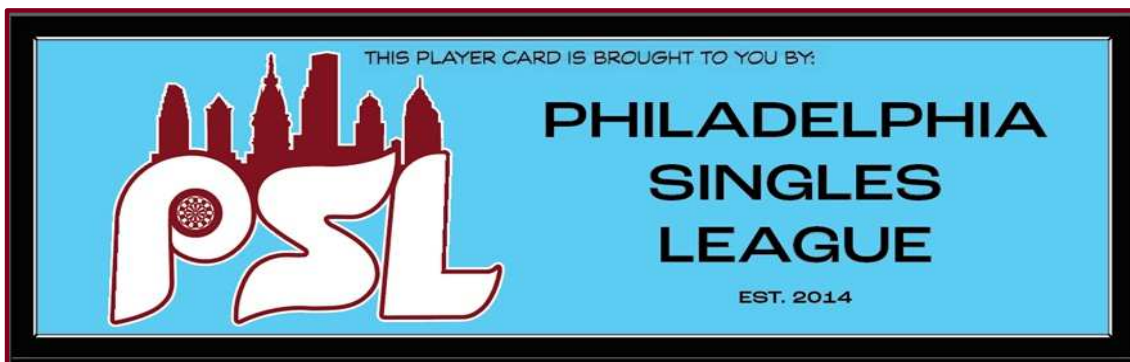
SEASON
SPRING 2026

MATCHES	MATCHES	SETS	LEGS	GAME TYPE	LEGS TOTAL	LEGS WD	LEGS AD	DARTS THROWN
	WIN %				WIN %			
	16	141	343	501 SIDO	232	116	116	6054
(10-6)	(84-57)	(196-147)	301 DIDO	56.03%	61.21%	50.86%	1155	
62.50%	59.57%	57.14%	ALL 01	58	27	31	7209	
			CRICKET	60.34%	81.48%	41.94%	1882	
			ALL	290	143	147	9091	
				56.90%	65.03%	48.98%		
				53	28	25		
				50.94%	60.71%	40.00%		
				343				
				57.14%				

SCORING	GAME TYPE	3DA	FIRST 9 3DA	HIGH TURN	TONS / TONS PER LEG						OPP 3DA
					95-113	114-132	133-151	152-170	171-180	TOTAL 95+	
	501 SIDO	54.26	61.63	180	166	48	46	0	13	273	52.87
301 DIDO	39.61	40.73	160	0.72	0.21	0.20	0.00	0.06	1.18		
ALL 01	51.91	57.45	180	18	3	3	1	0	25	37.54	
				0.31	0.05	0.05	0.02	0.00	0.43		
				184	51	49	1	13	298	50.42	
				0.63	0.18	0.17	0.00	0.04	1.03		

FINISHING	GAME TYPE	HIGH DOUBLE IN	HIGH DOUBLE OUT	90+ OUTS	AVERAGE FINISH	CHECK OUT %
	501 SIDO		120	8	35.77	19.79%
	301 DIDO	160	104	2	35.37	19.34%
ALL 01	90	120	10	35.68	19.69%	

CRICKET	GAME TYPE	3DA	TRIPLE / BULL %	MISS %	HAT TRICKS	MARKS / MARKS PER LEG					OPP 3DA
						5M	6M	7M	8M	9M	
	CRICKET	2.45	16.31%	38.57%	1	37	12	8	0	2	2.42
						0.70	0.23	0.15	0.00	0.04	



NAME
NICK ROSTUCHER

DIVISION
CON

SEASON
SPRING 2026

MATCHES	MATCHES	SETS	LEGS	GAME TYPE	LEGS TOTAL	LEGS WD	LEGS AD	DARTS THROWN
	WIN %				WIN %			
	16	139	341	501 SIDO	234	117	117	5651
(14-2)	(104-35)	(228-113)	301 DIDO	68.38%	71.79%	64.96%	914	
87.50%	74.82%	66.86%	ALL 01	54	27	27		
			ALL 01	55.56%	70.37%	40.74%		
			CRICKET	288	144	144	6565	
			CRICKET	65.97%	71.53%	60.42%		
			ALL	53	28	25	1665	
			ALL	71.70%	78.57%	64.00%		
			ALL	341			8230	
			ALL	66.86%				

SCORING	GAME TYPE	3DA	FIRST 9 3DA	HIGH TURN	TONS / TONS PER LEG						OPP 3DA
					95-113	114-132	133-151	152-170	171-180	TOTAL 95+	
	501 SIDO	60.42	68.56	180	240	31	83	0	6	360	54.59
301 DIDO	50.02	51.10	140	1.03	0.13	0.35	0.00	0.03	1.54		
ALL 01	58.98	65.29	180	32	4	4	0	0	40	40.80	
				0.59	0.07	0.07	0.00	0.00	0.74		
				272	35	87	0	6	400	52.67	
				0.94	0.12	0.30	0.00	0.02	1.39		

FINISHING	GAME TYPE	HIGH DOUBLE IN	HIGH DOUBLE OUT	90+ OUTS	AVERAGE FINISH	CHECK OUT %
	501 SIDO		135	8	34.64	23.53%
	301 DIDO	140	100	2	37.17	21.58%
ALL 01	140	135	10	35.04	23.20%	

CRICKET	GAME TYPE	3DA	TRIPLE / BULL %	MISS %	HAT TRICKS	MARKS / MARKS PER LEG					OPP 3DA
						5M	6M	7M	8M	9M	
	CRICKET	2.77	18.26%	30.50%	2	52	11	16	0	1	2.45
						0.98	0.21	0.30	0.00	0.02	



NAME
ANGELO RULLO

DIVISION
CON

SEASON
SPRING 2026

MATCHES	MATCHES	SETS	LEGS	GAME TYPE	LEGS TOTAL	LEGS WD	LEGS AD	DARTS THROWN
	WIN %				WIN %			
	15	132	320	501 SIDO	222	112	110	5981
(9-6)	(75-57)	(175-145)	301 DIDO	54.50%	62.50%	46.36%	935	
60.00%	56.82%	54.69%	ALL 01	48	24	24	6916	
			CRICKET	47.92%	45.83%	50.00%	1667	
			ALL	270	136	134	8583	
				53.33%	59.56%	47.01%		
				50	25	25		
				62.00%	80.00%	44.00%		
				320				
				54.69%				

SCORING	GAME TYPE	3DA	FIRST 9 3DA	HIGH TURN	TONS / TONS PER LEG						OPP 3DA
					95-113	114-132	133-151	152-170	171-180	TOTAL 95+	
	501 SIDO	53.08	60.98	180	210	29	34	0	4	277	51.82
301 DIDO	41.90	42.17	140	0.95	0.13	0.15	0.00	0.02	1.25		
ALL 01	51.57	57.63	180	13	0	1	0	0	14	41.67	
				0.27	0.00	0.02	0.00	0.00	0.29		
				223	29	35	0	4	291	50.44	
				0.83	0.11	0.13	0.00	0.01	1.08		

FINISHING	GAME TYPE	HIGH DOUBLE IN	HIGH DOUBLE OUT	90+ OUTS	AVERAGE FINISH	CHECK OUT %
	501 SIDO		118	5	31.00	17.39%
	301 DIDO	112	87	0	33.00	15.23%
ALL 01	112	118	5	31.32	17.00%	

CRICKET	GAME TYPE	3DA	TRIPLE / BULL %	MISS %	HAT TRICKS	MARKS / MARKS PER LEG					OPP 3DA
						5M	6M	7M	8M	9M	
	CRICKET	2.65	17.94%	33.55%	4	54	5	14	0	0	2.38
						1.08	0.10	0.28	0.00	0.00	



NAME
FRANK SCHMUTZ

DIVISION
MAIN

SEASON
SPRING 2026

MATCHES	MATCHES	SETS	LEGS	GAME TYPE	LEGS TOTAL	LEGS WD	LEGS AD	DARTS THROWN
	WIN %				WIN %			
	14	126	315	501 SIDO	216	109	107	4613
(5-9)	(57-69)	(145-170)	301 DIDO	47.69%	52.29%	42.99%	729	
35.71%	45.24%	46.03%	ALL 01	50	25	25	5342	
			CRICKET	48.00%	60.00%	36.00%	1321	
			ALL	266	134	132	6663	
				47.74%	53.73%	41.67%		
				49	25	24		
				36.73%	52.00%	20.83%		
				315				
				46.03%				

SCORING	GAME TYPE	3DA	FIRST 9 3DA	HIGH TURN	TONS / TONS PER LEG						OPP 3DA
					95-113	114-132	133-151	152-170	171-180	TOTAL 95+	
	501 SIDO	64.94	72.87	180	215 1.00	55 0.25	88 0.41	0 0.00	9 0.04	367 1.70	65.96
301 DIDO	51.93	51.85	180	20 0.40	3 0.06	11 0.22	0 0.00	2 0.04	36 0.72	55.26	
ALL 01	63.17	68.92	180	235 0.88	58 0.22	99 0.37	0 0.00	11 0.04	403 1.52	64.51	

FINISHING	GAME TYPE	HIGH DOUBLE IN	HIGH DOUBLE OUT	90+ OUTS	AVERAGE FINISH	CHECK OUT %
	501 SIDO		120	5	39.14	22.49%
	301 DIDO	146	150	2	44.21	26.67%
ALL 01	146	150	7	40.09	23.18%	

CRICKET	GAME TYPE	3DA	TRIPLE / BULL %	MISS %	HAT TRICKS	MARKS / MARKS PER LEG					OPP 3DA
						5M	6M	7M	8M	9M	
	CRICKET	2.91	23.09%	33.70%	7	49 1.00	12 0.24	14 0.29	0 0.00	3 0.06	3.15



NAME
MATT SCHORR

DIVISION
DEV2

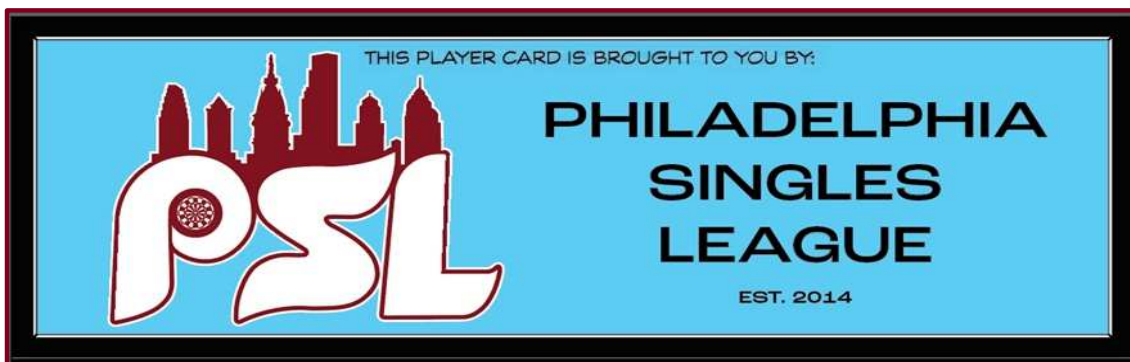
SEASON
SPRING 2026

MATCHES	MATCHES	SETS	LEGS	GAME TYPE	LEGS TOTAL	LEGS WD	LEGS AD	DARTS THROWN
	WIN %				WIN %			
	18	121	292	501 SIDO	173	89	84	5920
(14-4)	(80-41)	(179-113)	301 DIDO	58.96%	58.43%	59.52%	1620	
77.78%	66.12%	61.30%	ALL 01	60	28	32	7540	
			ALL 01	58.33%	60.71%	56.25%		
			CRICKET	233	117	116		
			CRICKET	58.80%	58.97%	58.62%		
			CRICKET	59	32	27	2549	
			CRICKET	71.19%	71.88%	70.37%		
			ALL	292			10089	
			ALL	61.30%				

SCORING	GAME TYPE	3DA	FIRST 9 3DA	HIGH TURN	TONS / TONS PER LEG						OPP 3DA
					95-113	114-132	133-151	152-170	171-180	TOTAL 95+	
	501 SIDO	43.08	49.79	140	85 0.49	13 0.08	11 0.06	0 0.00	0 0.00	109 0.63	40.05
301 DIDO	29.69	25.94	132	15 0.25	3 0.05	0 0.00	0 0.00	0 0.00	18 0.30	29.97	
ALL 01	40.20	43.65	140	100 0.43	16 0.07	11 0.05	0 0.00	0 0.00	127 0.55	37.87	

FINISHING	GAME TYPE	HIGH DOUBLE IN	HIGH DOUBLE OUT	90+ OUTS	AVERAGE FINISH	CHECK OUT %
	501 SIDO		76	0	26.07	13.23%
	301 DIDO	132	66	0	17.71	13.46%
ALL 01	112	76	0	23.93	13.29%	

CRICKET	GAME TYPE	3DA	TRIPLE / BULL %	MISS %	HAT TRICKS	MARKS / MARKS PER LEG					OPP 3DA
						5M	6M	7M	8M	9M	
	CRICKET	1.90	11.22%	48.65%	1	34 0.58	8 0.14	1 0.02	1 0.02	0 0.00	1.65



NAME
NICK SCIARRA

DIVISION
CON

SEASON
SPRING 2026

MATCHES	MATCHES	SETS	LEGS	GAME TYPE	LEGS TOTAL	LEGS WD	LEGS AD	DARTS THROWN
	WIN %				WIN %			
	14	124	312	501 SIDO	213	107	106	5914
(4-10)	(45-79)	(128-184)	301 DIDO	38.50%	45.79%	31.13%	967	
28.57%	36.29%	41.03%	ALL 01	49	26	23	6881	
				53.06%	46.15%	60.87%		
			CRICKET	262	133	129		
				41.22%	45.86%	36.43%		
				50	23	27	1870	
			ALL	40.00%	60.87%	22.22%		
				312			8751	
				41.03%				

SCORING	GAME TYPE	3DA	FIRST 9 3DA	HIGH TURN	TONS / TONS PER LEG						OPP 3DA
					95-113	114-132	133-151	152-170	171-180	TOTAL 95+	
	501 SIDO	50.25	55.37	180	134	18	22	2	3	179	51.64
				0.63	0.08	0.10	0.01	0.01	0.84		
301 DIDO	38.52	33.27	137	20	4	2	0	0	26	39.85	
				0.41	0.08	0.04	0.00	0.00	0.53		
ALL 01	48.60	51.24	180	154	22	24	2	3	205	49.99	
				0.59	0.08	0.09	0.01	0.01	0.78		

FINISHING	GAME TYPE	HIGH DOUBLE IN	HIGH DOUBLE OUT	90+ OUTS	AVERAGE FINISH	CHECK OUT %
	501 SIDO		101	5	35.00	12.93%
	301 DIDO	105	80	0	30.27	20.31%
ALL 01	105	101	5	33.86	14.17%	

CRICKET	GAME TYPE	3DA	TRIPLE / BULL %	MISS %	HAT TRICKS	MARKS / MARKS PER LEG					OPP 3DA
						5M	6M	7M	8M	9M	
	CRICKET	2.20	13.16%	42.91%	0	32	10	7	0	0	2.39
						0.64	0.20	0.14	0.00	0.00	



NAME
ROB SHERMAN

DIVISION
MAIN

SEASON
SPRING 2026

MATCHES	MATCHES	SETS	LEGS	GAME TYPE	LEGS TOTAL	LEGS WD	LEGS AD	DARTS THROWN
	WIN %			WIN %				
	15	131	310	501 SIDO	211	106	105	4500
(3-12)	(44-87)	(114-196)	301 DIDO	36.02%	44.34%	27.62%	755	
20.00%	33.59%	36.77%	ALL 01	50	27	23	5255	
				42.00%	55.56%	26.09%		
			CRICKET	261	133	128		
				37.16%	46.62%	27.34%		
				49	24	25	1444	
			ALL	34.69%	45.83%	24.00%	6699	
				310				
				36.77%				

SCORING	GAME TYPE	3DA	FIRST 9 3DA	HIGH TURN	TONS / TONS PER LEG						OPP 3DA
					95-113	114-132	133-151	152-170	171-180	TOTAL 95+	
	501 SIDO	62.99	65.64	180	196	27	58	1	5	287	67.08
				0.93	0.13	0.27	0.00	0.02	1.36		
301 DIDO	49.75	50.16	174	23	7	6	1	1	38	55.44	
				0.46	0.14	0.12	0.02	0.02	0.76		
ALL 01	61.08	62.67	180	219	34	64	2	6	325	65.42	
				0.84	0.13	0.25	0.01	0.02	1.25		

FINISHING	GAME TYPE	HIGH DOUBLE IN	HIGH DOUBLE OUT	90+ OUTS	AVERAGE FINISH	CHECK OUT %
	501 SIDO		155	3	41.99	21.05%
	301 DIDO	160	146	2	39.81	21.88%
ALL 01	160	155	5	41.52	21.23%	

CRICKET	GAME TYPE	3DA	TRIPLE / BULL %	MISS %	HAT TRICKS	MARKS / MARKS PER LEG					OPP 3DA
						5M	6M	7M	8M	9M	
	CRICKET	2.90	21.68%	31.57%	4	63	10	16	1	1	3.12
						1.29	0.20	0.33	0.02	0.02	



NAME
ROMAN SIMEK

DIVISION
MAIN

SEASON
SPRING 2026

MATCHES	MATCHES	SETS	LEGS	GAME TYPE	LEGS TOTAL	LEGS WD	LEGS AD	DARTS THROWN
	WIN %			WIN %				
	16	138	338	501 SIDO	232	117	115	4656
(11-5)	(79-59)	(191-147)	301 DIDO	58.19%	68.38%	47.83%	730	
68.75%	57.25%	56.51%	ALL 01	53	26	27	5386	
			ALL 01	56.60%	73.08%	40.74%	5386	
			CRICKET	285	143	142	5386	
			CRICKET	57.89%	69.23%	46.48%	5386	
			CRICKET	53	25	28	1456	
			CRICKET	49.06%	52.00%	46.43%	1456	
			ALL	338			6842	
			ALL	56.51%			6842	

SCORING	GAME TYPE	3DA	FIRST 9 3DA	HIGH TURN	TONS / TONS PER LEG						OPP 3DA
					95-113	114-132	133-151	152-170	171-180	TOTAL 95+	
	501 SIDO	70.94	77.12	180	292	37	117	1	12	459	68.07
301 DIDO	60.12	62.07	177	1.26	0.16	0.50	0.00	0.05	1.98	68.07	
301 DIDO	60.12	62.07	177	28	6	6	2	2	44	57.21	
301 DIDO	60.12	62.07	177	0.53	0.11	0.11	0.04	0.04	0.83	57.21	
ALL 01	69.47	74.32	180	320	43	123	3	14	503	66.59	
ALL 01	69.47	74.32	180	1.12	0.15	0.43	0.01	0.05	1.76	66.59	

FINISHING	GAME TYPE	HIGH DOUBLE IN	HIGH DOUBLE OUT	90+ OUTS	AVERAGE FINISH	CHECK OUT %
	501 SIDO		161	12	42.67	27.49%
	301 DIDO	160	82	0	38.27	28.85%
ALL 01	160	161	12	41.87	27.73%	

CRICKET	GAME TYPE	3DA	TRIPLE / BULL %	MISS %	HAT TRICKS	MARKS / MARKS PER LEG					OPP 3DA
						5M	6M	7M	8M	9M	
	CRICKET	3.30	23.56%	22.03%	5	76	10	24	0	6	3.27
CRICKET	3.30	23.56%	22.03%	5	1.43	0.19	0.45	0.00	0.11	3.27	



NAME
LAURA STANKIEWICZ

DIVISION
DEV1

SEASON
SPRING 2026

MATCHES	MATCHES	SETS	LEGS	GAME TYPE	LEGS TOTAL	LEGS WD	LEGS AD	DARTS THROWN
	WIN %				WIN %			
	14	95	234	501 SIDO	141	65	76	4423
(9-5)	(55-40)	(134-100)	301 DIDO	58.87%	63.08%	55.26%	989	
64.29%	57.89%	57.26%	ALL 01	45	25	20	5412	
			CRICKET	57.78%	64.00%	50.00%	2232	
			ALL	186	90	96	7644	
				58.60%	63.33%	54.17%		
				48	23	25		
				52.08%	65.22%	40.00%		
				234				
				57.26%				

SCORING	GAME TYPE	3DA	FIRST 9 3DA	HIGH TURN	TONS / TONS PER LEG						OPP 3DA
					95-113	114-132	133-151	152-170	171-180	TOTAL 95+	
	501 SIDO	45.99	54.09	180	93 0.66	15 0.11	11 0.08	1 0.01	1 0.01	121 0.86	44.50
301 DIDO	37.60	35.65	156	16 0.36	3 0.07	1 0.02	1 0.02	0 0.00	21 0.47	33.26	
ALL 01	44.45	49.63	180	109 0.59	18 0.10	12 0.06	2 0.01	1 0.01	142 0.76	42.47	

FINISHING	GAME TYPE	HIGH DOUBLE IN	HIGH DOUBLE OUT	90+ OUTS	AVERAGE FINISH	CHECK OUT %
	501 SIDO		130	2	30.22	14.82%
	301 DIDO	156	100	1	29.88	17.45%
ALL 01	156	130	3	30.14	15.37%	

CRICKET	GAME TYPE	3DA	TRIPLE / BULL %	MISS %	HAT TRICKS	MARKS / MARKS PER LEG					OPP 3DA
						5M	6M	7M	8M	9M	
	CRICKET	1.89	12.14%	49.53%	2	35 0.73	6 0.13	2 0.04	0 0.00	0 0.00	0 0.00



NAME
ED THOMPSON

DIVISION
MAIN

SEASON
SPRING 2026

MATCHES	MATCHES	SETS	LEGS	GAME TYPE	LEGS TOTAL	LEGS WD	LEGS AD	DARTS THROWN
	WIN %				WIN %			
	15	131	326	501 SIDO	226	112	114	4260
(13-2)	(99-32)	(218-108)	301 DIDO	64.16%	71.43%	57.02%	663	
86.67%	75.57%	66.87%	ALL 01	51	27	24	4923	
			ALL 01	66.67%	77.78%	54.17%	4923	
			CRICKET	277	139	138	1221	
			CRICKET	64.62%	72.66%	56.52%	1221	
			ALL	49	25	24	6144	
			ALL	79.59%	92.00%	66.67%	6144	
			ALL	326			6144	
			ALL	66.87%			6144	

SCORING	GAME TYPE	3DA	FIRST 9 3DA	HIGH TURN	TONS / TONS PER LEG						OPP 3DA
					95-113	114-132	133-151	152-170	171-180	TOTAL 95+	
	501 SIDO	75.95	83.78	180	295	43	121	1	21	481	71.30
301 DIDO	63.46	64.10	180	1.31	0.19	0.54	0.00	0.09	2.13	54.50	
ALL 01	74.27	80.16	180	29	13	10	0	1	53	69.06	
				0.57	0.25	0.20	0.00	0.02	1.04		
				324	56	131	1	22	534		
				1.17	0.20	0.47	0.00	0.08	1.93		

FINISHING	GAME TYPE	HIGH DOUBLE IN	HIGH DOUBLE OUT	90+ OUTS	AVERAGE FINISH	CHECK OUT %
	501 SIDO		150	14	45.93	32.08%
	301 DIDO	120	100	2	47.03	37.78%
ALL 01	120	150	16	46.14	33.03%	

CRICKET	GAME TYPE	3DA	TRIPLE / BULL %	MISS %	HAT TRICKS	MARKS / MARKS PER LEG					OPP 3DA
						5M	6M	7M	8M	9M	
	CRICKET	3.74	29.16%	16.91%	7	79	15	24	0	10	3.23
						1.61	0.31	0.49	0.00	0.20	



NAME
JOE TOMASSETTI

DIVISION
DEV1

SEASON
SPRING 2026

MATCHES	MATCHES	SETS	LEGS	GAME TYPE	LEGS TOTAL	LEGS WD	LEGS AD	DARTS THROWN
	WIN %				WIN %			
	14 (0-14) 0.00%	95 (23-72) 24.21%	236 (80-156) 33.90%	501 SIDO	139 35.97%	72 41.67%	67 29.85%	4592
			301 DIDO	50 32.00%	20 30.00%	30 33.33%	1148	
			ALL 01	189 34.92%	92 39.13%	97 30.93%	5740	
			CRICKET	47 29.79%	27 33.33%	20 25.00%	2131	
			ALL	236 33.90%			7871	

SCORING	GAME TYPE	3DA	FIRST 9 3DA	HIGH TURN	TONS / TONS PER LEG						OPP 3DA
					95-113	114-132	133-151	152-170	171-180	TOTAL 95+	
	501 SIDO	41.60	45.89	180	42 0.30	15 0.11	3 0.02	1 0.01	1 0.01	62 0.45	44.55
301 DIDO	32.28	30.40	140	13 0.26	2 0.04	1 0.02	0 0.00	0 0.00	16 0.32	37.27	
ALL 01	39.74	41.79	180	55 0.29	17 0.09	4 0.02	1 0.01	1 0.01	78 0.41	43.07	

FINISHING	GAME TYPE	HIGH DOUBLE IN	HIGH DOUBLE OUT	90+ OUTS	AVERAGE FINISH	CHECK OUT %
	501 SIDO		120	2	36.58	10.75%
	301 DIDO	120	88	0	27.00	11.03%
ALL 01	100	120	2	34.26	10.82%	

CRICKET	GAME TYPE	3DA	TRIPLE / BULL %	MISS %	HAT TRICKS	MARKS / MARKS PER LEG					OPP 3DA
						5M	6M	7M	8M	9M	
	CRICKET	1.68	10.00%	57.21%	1	17 0.36	7 0.15	0 0.00	0 0.00	0 0.00	0 0.00



NAME
ANDREW TURNER

DIVISION
MAIN

SEASON
SPRING 2026

MATCHES	MATCHES	SETS	LEGS	GAME TYPE	LEGS TOTAL	LEGS WD	LEGS AD	DARTS THROWN
	WIN %				WIN %			
	14	122	290	501 SIDO	199	95	104	4360
(1-13)	(31-91)	(94-196)	301 DIDO	32.66%	34.74%	30.77%	747	
7.14%	25.41%	32.41%	ALL 01	47	23	24	5107	
			ALL 01	31.91%	39.13%	25.00%	5107	
			CRICKET	246	118	128	5107	
			CRICKET	32.52%	35.59%	29.69%	5107	
			CRICKET	44	21	23	1319	
			CRICKET	31.82%	33.33%	30.43%	1319	
			ALL	290			6426	
			ALL	32.41%			6426	

SCORING	GAME TYPE	3DA	FIRST 9 3DA	HIGH TURN	TONS / TONS PER LEG						OPP 3DA
					95-113	114-132	133-151	152-170	171-180	TOTAL 95+	
	501 SIDO	60.66	65.88	180	174 0.87	31 0.16	54 0.27	0 0.00	5 0.03	264 1.33	65.69
301 DIDO	42.32	36.09	140	9 0.19	4 0.09	4 0.09	0 0.00	0 0.00	17 0.36	52.11	
ALL 01	57.97	60.19	180	183 0.74	35 0.14	58 0.24	0 0.00	5 0.02	281 1.14	63.70	

FINISHING	GAME TYPE	HIGH DOUBLE IN	HIGH DOUBLE OUT	90+ OUTS	AVERAGE FINISH	CHECK OUT %
	501 SIDO		117	6	41.82	17.20%
	301 DIDO	120	76	0	29.13	19.48%
ALL 01	88	117	6	39.44	17.58%	

CRICKET	GAME TYPE	3DA	TRIPLE / BULL %	MISS %	HAT TRICKS	MARKS / MARKS PER LEG					OPP 3DA
						5M	6M	7M	8M	9M	
	CRICKET	2.84	20.70%	33.18%	4	53 1.20	14 0.32	16 0.36	1 0.02	0 0.00	3.09



NAME
JEFF TUTTLE

DIVISION
DEV1

SEASON
SPRING 2026

MATCHES	MATCHES	SETS	LEGS	GAME TYPE	LEGS TOTAL	LEGS WD	LEGS AD	DARTS THROWN
	WIN %				WIN %			
	14	96	232	501 SIDO	137	67	70	4421
(2-12)	(33-63)	(93-139)	301 DIDO	39.42%	47.76%	31.43%	1125	
14.29%	34.38%	40.09%	ALL 01	47	24	23	5546	
				42.55%	50.00%	34.78%		
			CRICKET	184	91	93		
				40.22%	48.35%	32.26%		
				48	24	24	2043	
			ALL	39.58%	50.00%	29.17%		
				232			7589	
				40.09%				

SCORING	GAME TYPE	3DA	FIRST 9 3DA	HIGH TURN	TONS / TONS PER LEG						OPP 3DA
					95-113	114-132	133-151	152-170	171-180	TOTAL 95+	
	501 SIDO	44.10	50.88	140	56	16	12	0	0	84	44.75
				0.41	0.12	0.09	0.00	0.00	0.61		
301 DIDO	32.39	28.94	140	9	0	1	0	0	10	34.34	
				0.19	0.00	0.02	0.00	0.00	0.21		
ALL 01	41.73	45.27	140	65	16	13	0	0	94	42.64	
				0.35	0.09	0.07	0.00	0.00	0.51		

FINISHING	GAME TYPE	HIGH DOUBLE IN	HIGH DOUBLE OUT	90+ OUTS	AVERAGE FINISH	CHECK OUT %
	501 SIDO		91	1	30.13	10.98%
	301 DIDO	112	79	0	32.35	12.74%
ALL 01	72	91	1	30.73	11.40%	

CRICKET	GAME TYPE	3DA	TRIPLE / BULL %	MISS %	HAT TRICKS	MARKS / MARKS PER LEG					OPP 3DA
						5M	6M	7M	8M	9M	
	CRICKET	1.89	11.06%	49.00%	0	23	6	2	0	1	1.93
						0.48	0.13	0.04	0.00	0.02	



NAME
KEMAL ULUSOY

DIVISION
DEV2

SEASON
SPRING 2026

MATCHES	MATCHES	SETS	LEGS	GAME TYPE	LEGS TOTAL	LEGS WD	LEGS AD	DARTS THROWN
	WIN %				WIN %			
	15	102	235	501 SIDO	138	65	73	5230
(4-11)	(30-72)	(77-158)	301 DIDO	36.96%	33.85%	39.73%	1575	
26.67%	29.41%	32.77%	ALL 01	50	26	24	6805	
				32.00%	38.46%	25.00%		
			ALL 01	188	91	97	6805	
				35.64%	35.16%	36.08%		
			CRICKET	47	22	25	2503	
				21.28%	22.73%	20.00%		
			ALL	235			9308	
				32.77%				

SCORING	GAME TYPE	3DA	FIRST 9 3DA	HIGH TURN	TONS / TONS PER LEG						OPP 3DA
					95-113	114-132	133-151	152-170	171-180	TOTAL 95+	
	501 SIDO	36.67	44.19	171	24 0.17	6 0.04	3 0.02	1 0.01	1 0.01	35 0.25	38.06
301 DIDO	26.05	27.55	133	5 0.10	2 0.04	1 0.02	0 0.00	0 0.00	8 0.16	26.94	
ALL 01	34.22	39.76	171	29 0.15	8 0.04	4 0.02	1 0.01	1 0.01	43 0.23	35.48	

FINISHING	GAME TYPE	HIGH DOUBLE IN	HIGH DOUBLE OUT	90+ OUTS	AVERAGE FINISH	CHECK OUT %
	501 SIDO		48	0	25.29	8.02%
	301 DIDO	108	75	0	18.94	5.78%
ALL 01	58	75	0	23.78	7.34%	

CRICKET	GAME TYPE	3DA	TRIPLE / BULL %	MISS %	HAT TRICKS	MARKS / MARKS PER LEG					OPP 3DA
						5M	6M	7M	8M	9M	
	CRICKET	1.27	6.63%	65.19%	0	10 0.21	5 0.11	3 0.06	0 0.00	0 0.00	1.51



NAME
JAMES VAN CASTER

DIVISION
DEV1

SEASON
SPRING 2026

MATCHES	MATCHES	SETS	LEGS	GAME TYPE	LEGS TOTAL	LEGS WD	LEGS AD	DARTS THROWN
	WIN %				WIN %			
	15	102	258	501 SIDO	153	79	74	4905
(8-7)	(49-53)	(123-135)	301 DIDO	46.41%	43.04%	50.00%	1218	
53.33%	48.04%	47.67%	ALL 01	53	23	30	6123	
			CRICKET	45.28%	52.17%	40.00%	2337	
			ALL	206	102	104	8460	
				46.12%	45.10%	47.12%		
				52	25	27		
				53.85%	60.00%	48.15%		
				258				
				47.67%				

SCORING	GAME TYPE	3DA	FIRST 9 3DA	HIGH TURN	TONS / TONS PER LEG						OPP 3DA
					95-113	114-132	133-151	152-170	171-180	TOTAL 95+	
	501 SIDO	43.99	46.92	171	67 0.44	15 0.10	13 0.08	0 0.00	1 0.01	96 0.63	44.71
301 DIDO	33.96	30.20	140	9 0.17	0 0.00	1 0.02	0 0.00	0 0.00	10 0.19	35.49	
ALL 01	42.00	42.62	171	76 0.37	15 0.07	14 0.07	0 0.00	1 0.00	106 0.51	42.86	

FINISHING	GAME TYPE	HIGH DOUBLE IN	HIGH DOUBLE OUT	90+ OUTS	AVERAGE FINISH	CHECK OUT %
	501 SIDO		106	1	29.69	13.42%
	301 DIDO	93	106	1	37.79	14.20%
ALL 01	92	106	2	31.74	13.61%	

CRICKET	GAME TYPE	3DA	TRIPLE / BULL %	MISS %	HAT TRICKS	MARKS / MARKS PER LEG					OPP 3DA
						5M	6M	7M	8M	9M	
	CRICKET	1.90	9.50%	48.44%	0	24 0.46	8 0.15	6 0.12	1 0.02	0 0.00	1.87



NAME
MICHELLE VANHORN

DIVISION
DEV2

SEASON
SPRING 2026

MATCHES	MATCHES	SETS	LEGS	GAME TYPE	LEGS TOTAL	LEGS WD	LEGS AD	DARTS THROWN
	WIN %				WIN %			
	16	110	275	501 SIDO	170	79	91	6436
(5-11)	(54-56)	(138-137)	301 DIDO	48.82%	44.30%	52.75%	1519	
31.25%	49.09%	50.18%	ALL 01	52	30	22	7955	
				63.46%	60.00%	68.18%		
			CRICKET	222	109	113		
				52.25%	48.62%	55.75%		
				53	25	28	2706	
			ALL	41.51%	64.00%	21.43%		
				275			10661	
				50.18%				

SCORING	GAME TYPE	3DA	FIRST 9 3DA	HIGH TURN	TONS / TONS PER LEG						OPP 3DA
					95-113	114-132	133-151	152-170	171-180	TOTAL 95+	
	501 SIDO	37.60	44.61	180	57	15	10	2	1	85	37.95
				0.34	0.09	0.06	0.01	0.01	0.50		
301 DIDO	28.47	24.82	115	8	1	0	0	0	9	27.87	
				0.15	0.02	0.00	0.00	0.00	0.17		
ALL 01	35.86	39.97	180	65	16	10	2	1	94	36.05	
				0.29	0.07	0.05	0.01	0.00	0.42		

FINISHING	GAME TYPE	HIGH DOUBLE IN	HIGH DOUBLE OUT	90+ OUTS	AVERAGE FINISH	CHECK OUT %
	501 SIDO		74	0	21.39	9.93%
	301 DIDO	108	70	0	25.94	12.79%
ALL 01	100	74	0	22.68	10.60%	

CRICKET	GAME TYPE	3DA	TRIPLE / BULL %	MISS %	HAT TRICKS	MARKS / MARKS PER LEG					OPP 3DA
						5M	6M	7M	8M	9M	
	CRICKET	1.66	9.42%	56.50%	0	23	3	3	0	0	1.65
						0.43	0.06	0.06	0.00	0.00	



NAME
TOM VESSELS

DIVISION
DEV2

SEASON
SPRING 2026

MATCHES	MATCHES	SETS	LEGS	GAME TYPE	LEGS TOTAL	LEGS WD	LEGS AD	DARTS THROWN
	WIN %				WIN %			
	16	109	271	501 SIDO	164	86	78	5538
(9-7)	(63-46)	(150-121)	301 DIDO	51.83%	55.81%	47.44%	1358	
56.25%	57.80%	55.35%	ALL 01	52	21	31	6896	
			CRICKET	61.54%	71.43%	54.84%	2759	
			ALL	216	107	109	9655	
				54.17%	58.88%	49.54%		
				55	28	27		
				60.00%	67.86%	51.85%		
				271				
				55.35%				

SCORING	GAME TYPE	3DA	FIRST 9 3DA	HIGH TURN	TONS / TONS PER LEG						OPP 3DA
					95-113	114-132	133-151	152-170	171-180	TOTAL 95+	
	501 SIDO	41.92	49.20	140	75 0.46	19 0.12	8 0.05	0 0.00	0 0.00	102 0.62	42.21
301 DIDO	32.54	35.80	152	14 0.27	1 0.02	1 0.02	1 0.02	0 0.00	17 0.33	28.77	
ALL 01	40.07	45.98	152	89 0.41	20 0.09	9 0.04	1 0.00	0 0.00	119 0.55	39.54	

FINISHING	GAME TYPE	HIGH DOUBLE IN	HIGH DOUBLE OUT	90+ OUTS	AVERAGE FINISH	CHECK OUT %
	501 SIDO		100	1	22.53	12.41%
	301 DIDO	152	58	0	21.94	12.96%
ALL 01	112	100	1	22.37	12.55%	

CRICKET	GAME TYPE	3DA	TRIPLE / BULL %	MISS %	HAT TRICKS	MARKS / MARKS PER LEG					OPP 3DA
						5M	6M	7M	8M	9M	
	CRICKET	1.67	9.57%	54.78%	2	26 0.47	6 0.11	5 0.09	0 0.00	0 0.00	1.58



NAME
STEPHANIE WEHRMAN

DIVISION
DEV1

SEASON
SPRING 2026

MATCHES	MATCHES	SETS	LEGS	GAME TYPE	LEGS TOTAL	LEGS WD	LEGS AD	DARTS THROWN
	WIN %			WIN %				
	13	90	226	501 SIDO	136	67	69	4421
(5-8)	(43-47)	(111-115)	301 DIDO	44.12%	55.22%	33.33%	1085	
38.46%	47.78%	49.12%	ALL 01	43	24	19	5506	
				62.79%	62.50%	63.16%		
			CRICKET	179	91	88		
				48.60%	57.14%	39.77%		
				47	23	24	2278	
			ALL	51.06%	56.52%	45.83%		
				226			7784	
				49.12%				

SCORING	GAME TYPE	3DA	FIRST 9 3DA	HIGH TURN	TONS / TONS PER LEG						OPP 3DA
					95-113	114-132	133-151	152-170	171-180	TOTAL 95+	
	501 SIDO	43.43	51.28	180	37 0.27	11 0.08	12 0.09	0 0.00	4 0.03	64 0.47	44.31
301 DIDO	33.58	32.49	140	13 0.30	1 0.02	2 0.05	0 0.00	0 0.00	16 0.37	31.55	
ALL 01	41.49	46.77	180	50 0.28	12 0.07	14 0.08	0 0.00	4 0.02	80 0.45	41.84	

FINISHING	GAME TYPE	HIGH DOUBLE IN	HIGH DOUBLE OUT	90+ OUTS	AVERAGE FINISH	CHECK OUT %
	501 SIDO		95	1	28.15	11.79%
	301 DIDO	108	99	1	29.81	14.84%
ALL 01	88	99	2	28.67	12.59%	

CRICKET	GAME TYPE	3DA	TRIPLE / BULL %	MISS %	HAT TRICKS	MARKS / MARKS PER LEG					OPP 3DA
						5M	6M	7M	8M	9M	
	CRICKET	1.94	10.18%	47.73%	0	30 0.64	4 0.09	2 0.04	0 0.00	0 0.00	0 0.00



NAME
DAVE WINTZ

DIVISION
CON

SEASON
SPRING 2026

MATCHES	MATCHES	SETS	LEGS	GAME TYPE	LEGS TOTAL	LEGS WD	LEGS AD	DARTS THROWN
	WIN %				WIN %			
	17	149	367	501 SIDO	257	131	126	6806
(12-5)	(86-63)	(200-167)	301 DIDO	56.03%	61.07%	50.79%	1083	
70.59%	57.72%	54.50%	ALL 01	55	25	30	7889	
			CRICKET	58.18%	60.00%	56.67%	1807	
			ALL	312	156	156	9696	
				56.41%	60.90%	51.92%		
				55	30	25		
				43.64%	50.00%	36.00%		
				367				
				54.50%				

SCORING	GAME TYPE	3DA	FIRST 9 3DA	HIGH TURN	TONS / TONS PER LEG						OPP 3DA
					95-113	114-132	133-151	152-170	171-180	TOTAL 95+	
	501 SIDO	53.81	59.70	180	196	36	42	0	7	281	53.18
301 DIDO	41.50	39.66	171	0.76	0.14	0.16	0.00	0.03	1.09		
ALL 01	52.12	56.17	180	15	4	4	0	1	24	37.90	
				0.27	0.07	0.07	0.00	0.02	0.44		
				211	40	46	0	8	598	51.05	
				0.68	0.13	0.15	0.00	0.03	1.92		

FINISHING	GAME TYPE	HIGH DOUBLE IN	HIGH DOUBLE OUT	90+ OUTS	AVERAGE FINISH	CHECK OUT %
	501 SIDO		104	6	31.21	18.95%
	301 DIDO	146	97	1	37.31	19.63%
ALL 01	146	104	7	32.32	19.07%	

CRICKET	GAME TYPE	3DA	TRIPLE / BULL %	MISS %	HAT TRICKS	MARKS / MARKS PER LEG					OPP 3DA
						5M	6M	7M	8M	9M	
	CRICKET	2.44	17.43%	52.60%	2	39	8	13	1	0	2.44
						0.71	0.15	0.24	0.02	0.00	



NAME
DAVID WINTZ III

DIVISION
DEV2

SEASON
SPRING 2026

MATCHES	MATCHES	SETS	LEGS	GAME TYPE	LEGS TOTAL	LEGS WD	LEGS AD	DARTS THROWN
	WIN %			WIN %				
	15	105	263	501 SIDO	162	79	83	5780
(7-8)	(51-54)	(131-132)	301 DIDO	48.77%	48.10%	49.40%	1374	
46.67%	48.57%	49.81%	ALL 01	51	25	26	7154	
			ALL 01	52.94%	44.00%	61.54%		
			CRICKET	213	104	109		
			CRICKET	49.77%	47.12%	52.29%		
			ALL	50	25	25	2760	
			ALL	50.00%	56.00%	44.00%	9914	
			ALL	263				
			ALL	49.81%				

SCORING	GAME TYPE	3DA	FIRST 9 3DA	HIGH TURN	TONS / TONS PER LEG						OPP 3DA
					95-113	114-132	133-151	152-170	171-180	TOTAL 95+	
	501 SIDO	40.31	48.12	162	55 0.34	25 0.15	8 0.05	3 0.02	0 0.00	91 0.56	40.31
301 DIDO	31.23	30.12	120	13 0.25	3 0.06	0 0.00	0 0.00	0 0.00	16 0.31	29.63	
ALL 01	38.56	43.81	162	68 0.32	28 0.13	8 0.04	3 0.01	0 0.00	198 0.93	38.25	

FINISHING	GAME TYPE	HIGH DOUBLE IN	HIGH DOUBLE OUT	90+ OUTS	AVERAGE FINISH	CHECK OUT %
	501 SIDO		91	1	25.10	10.37%
	301 DIDO	108	90	1	19.48	11.39%
ALL 01	94	91	2	23.67	10.61%	

CRICKET	GAME TYPE	3DA	TRIPLE / BULL %	MISS %	HAT TRICKS	MARKS / MARKS PER LEG					OPP 3DA
						5M	6M	7M	8M	9M	
	CRICKET	1.59	8.80%	57.10%	1	20 0.40	5 0.10	2 0.04	0 0.00	0 0.00	0 0.00



NAME
GARY YOURMAN

DIVISION
MAIN

SEASON
SPRING 2026

MATCHES	MATCHES	SETS	LEGS	GAME TYPE	LEGS TOTAL	LEGS WD	LEGS AD	DARTS THROWN
	WIN %				WIN %			
14 (7-7) 50.00%	124 (50-72) 40.32%	301 (134-167) 44.52%	501 SIDO	214	110	104	4443	
				44.86%	56.36%	32.69%		
			301 DIDO	44	22	22	599	
				43.18%	50.00%	36.36%		
			ALL 01	258	132	126	5042	
				44.57%	55.30%	33.33%		
CRICKET	43	21	22	1196				
	37.21%	38.10%	36.36%					
ALL	301			44.52%			6238	

SCORING	GAME TYPE	3DA	FIRST 9 3DA	HIGH TURN	TONS / TONS PER LEG						OPP 3DA
					95-113	114-132	133-151	152-170	171-180	TOTAL 95+	
501 SIDO	65.49	69.71	180	214 1.00	48 0.22	77 0.36	1 0.00	14 0.07	354 1.65	68.21	
301 DIDO	54.78	51.81	180	21 0.48	6 0.14	5 0.11	0 0.00	1 0.02	33 0.75	58.40	
ALL 01	64.21	66.66	180	235 0.91	54 0.21	82 0.32	1 0.00	15 0.06	793 3.07	67.05	

FINISHING	GAME TYPE	HIGH DOUBLE IN	HIGH DOUBLE OUT	90+ OUTS	AVERAGE FINISH	CHECK OUT %
501 SIDO			156	4	41.26	23.47%
301 DIDO		120	114	2	56.00	27.14%
ALL 01		120	156	6	43.70	24.01%

CRICKET	GAME TYPE	3DA	TRIPLE / BULL %	MISS %	HAT TRICKS	MARKS / MARKS PER LEG					OPP 3DA
						5M	6M	7M	8M	9M	
CRICKET		3.12	26.51%	28.22%	5	50 1.16	17 0.40	16 0.37	1 0.02	4 0.09	3.42